


Trailer Catalogue 2024



Adjustable Stands and Legs
Jockey Wheels
Marine Parts
Hubs, Stubs and Axles
Rims and Tyres
Springs and Components

Couplings
Lights & Electrical
U-Bolts
Wheels
Castors
Miscellaneous

Contents



Section 1 Adjustable Stands & Legs

Adjustable Stands 1 - 7
 Adjustable Legs 8 - 11
 Spare Parts 12 - 13

Section 2 Jockey Wheels

Standard Jockey Wheels 1 - 3
 Medium Duty Jockey Wheels 4 - 6
 Pneumatic & Solid Cushion 7 - 9
 Angle Cut 10
 Heavy Duty 11 - 14
 Extra Heavy Duty 15
 Galvanised 16 - 18
 SideWind 19 - 21
 Easy Movers 22 - 23
 Clamps & Brackets 24 - 25
 Wheels 26
 Spare Parts 27 - 28

Section 3 Marine Parts

Rollers & Brackets 1 - 15
 Winches 16 - 24
 Miscellaneous 25 - 27

Section 4 Hubs, Stubs & Axles

Trailer Axles 1
 Stub Axles 2
 PCD's 3 - 6
 Lazy Hubs 7
 Hub Drums 8
 Disc Hubs 9
 Bearings & Seals 10
 Grease Caps 11
 Spare Parts 12 - 14
 Brake Shoes 15
 Brake & Axle Plates 16
 Mechanical Parts 17
 Backing Plates 18 - 19
 Brake Controllers 20
 Axle Information 21 - 30

Section 5 Rims & Tyres

8" - 9" 1
 10" 2
 13" 3
 14" 4 - 5
 15" 6
 16" 7
 Mudguards 8
 Wheels Accessories 9

Section 6 Spring Sets & Components

Spring Options 1
 Slipper Springs 2 - 6
 Roller Rocker Springs 7 - 9
 Off-Road Springs 10
 Eye - Eye Springs 11 - 16
 Parabolic Springs 17
 Springs Accessories 18 - 22
 Spring U-Bolts 23 - 24

Section 7 Couplings

Standard Couplings 1
 Offroad Couplings 2
 CTA's 3
 Towing 4
 Levers, Plates & Brackets 5
 Locks 6
 Weight Distribution Hitch 7
 D-Shackles & Safety Chain 8
 Draw Bar Pins & Brackets 9
 Braking Systems 10
 Brake Spare Parts 11 - 12
 OzHitch Parts 13 - 14
 Spare Parts 15
 OzHitch Bolt Patterns 16

Section 8 Lights & Electrical

Trailer Lights 1 - 6
 Markers & Number Plate Lamps 7
 Reflectors 8
 Plugs & Sockets 9
 Adaptors 10
 Wire, Loom & Cable Ties 11
 HD Plugs 12
 Terminals & Resistors 13
 Batteries 14

Section 9 U-Bolts

Suspension U-Bolts 1
 U-Bolts Cheat Sheet 2
 Drawbar U-Bolts 3
 Agricultural U-Bolts 3 - 4

Section 10 Wheels

PUW Series 1
 PNW & SRSW Series 2
 NYW, WPC, CIW & SRNB Series 3
 RSC, EA & PCW Series 4
 Rubbers 5

Section 11 Castors

PCI & 030 CI Series 1
 010 Series 2 - 3
 030 Series 4 - 5

Section 12 Miscellaneous

Mudguards 1 - 2
 Spare Tyre Holders 3
 Gas Bottle Holders 4 - 5
 Caravan & Camper Parts 6
 Trailer Cages 7
 Carastow Wheels 8
 Tipper Kits 9
 Hardware 10 - 13
 Tailgate Springs 14

Section 1


Adjustable Stands & Legs



Manutec PTY LTD
30 Jonal Drive
CAVAN SA 5094

www.manutec.com.au
Ph. (08) 8260 2277
Fax. (08) 8260 2399

Adjustable Stands




ASSW-L

Light Duty Adjustable Stand Side Winding
With pin locking swivel bracket welded in position

Outer Tube	50mm x 50mm x 3mm
Inner Tube	40mm x 40mm x 2.5mm
Lift	210mm
Unit Weight	7.1kg
Static Load Capacity	750kg
Finish	Zinc

Light Duty Side Winding



ASSW-LMT

Light Duty Adjustable Stand Side Winding
With swivel mounting tube welded in position

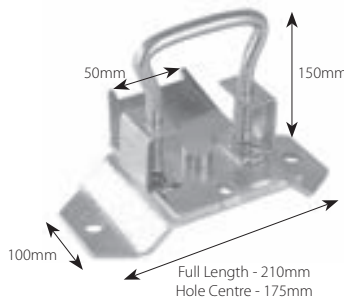
Outer Tube	50mm x 50mm x 3mm
Inner Tube	40mm x 40mm x 2.5mm
Lift	210mm
Unit Weight	5.8kg
Static Load Capacity	750kg
Finish	Zinc



ASSW-LN

Light Duty Adjustable Stand Side Winding
No swivel bracket or mounting tube

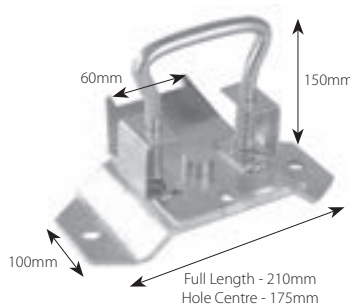
Outer Tube	50mm x 50mm x 3mm
Inner Tube	40mm x 40mm x 2.5mm
Lift	210mm
Unit Weight	4.8kg
Static Load Capacity	750kg
Finish	Zinc



AS-LDSB50

Pin Locking Swivel Bracket
To suit ASSW-LN

Suit Outer Tube	50mm x 50mm
Unit Weight	2.2kg
Static Load Capacity	1000kg
Finish	Zinc
Hole Size	14mm



AS-LDSB1

Pin Locking Swivel Bracket
To suit ASSW-M

Suit Outer Tube	60mm x 60mm
Unit Weight	2.3kg
Static Load Capacity	1000kg
Finish	Zinc
Hole Size	14mm

Adjustable Stands

ASSW-M

Medium Duty Adjustable Stand Side Winding
No swivel bracket or mounting tube




Outer Tube	60mm x 60mm x 4mm
Inner Tube	50mm x 50mm x 3mm
Lift	350mm
Unit Weight	8.6kg
Static Load Capacity	1000kg
Closed Height	575mm
Finish	Zinc

Medium Duty Side Winding

ASSW-MLH

Medium Duty Adjustable Stand Side Winding
Loose handle, no swivel bracket or mounting tube



Outer Tube	60mm x 60mm x 4mm
Inner Tube	50mm x 50mm x 3mm
Lift	350mm
Unit Weight	8.6kg
Static Load Capacity	1000kg
Closed Height	575mm
Finish	Zinc

WARNING: When using a power drill to adjust legs or stands, set drill on the lowest torque and speed setting. Failure to do so may result in damage to the internal components. **Strictly no impact drills!**

ASSW-MLHB-M-G

Medium Duty Adjustable Stand Side Winding
Loose handle, with pin locking swivel bracket



Outer Tube	60mm x 60mm x 4mm
Inner Tube	50mm x 50mm x 3mm
Lift	350mm
Unit Weight	11kg
Static Load Capacity	1000kg
Closed Height	575mm
Finish	Galv

Pin locking swivel bracket welded at 90mm from top

WARNING: When using a power drill to adjust legs or stands, set drill on the lowest torque and speed setting. Failure to do so may result in damage to the internal components. **Strictly no impact drills!**

ASSW-MLHB-H-G

Medium Duty Adjustable Stand Side Winding
Loose handle, with pin locking swivel bracket



Outer Tube	60mm x 60mm x 4mm
Inner Tube	50mm x 50mm x 3mm
Lift	350mm
Unit Weight	11kg
Static Load Capacity	1000kg
Closed Height	575mm
Finish	Galv

Pin locking swivel bracket welded at highest position

WARNING: When using a power drill to adjust legs or stands, set drill on the lowest torque and speed setting. Failure to do so may result in damage to the internal components. **Strictly no impact drills!**

ASSW-MLHB-G

Medium Duty Adjustable Stand Side Winding
Loose handle, with pin locking swivel bracket




Outer Tube	60mm x 60mm x 4mm
Inner Tube	50mm x 50mm x 3mm
Lift	350mm
Unit Weight	11kg
Static Load Capacity	1000kg
Closed Height	575mm
Finish	Galv

Pin locking swivel bracket welded at 120mm from top

WARNING: When using a power drill to adjust legs or stands, set drill on the lowest torque and speed setting. Failure to do so may result in damage to the internal components. **Strictly no impact drills!**

ASSW-M-RF ASSW-M-RFLH

Medium Duty Adjustable Stand Side Winding
Fixed handle, or loose handle removable rubber foot



Outer Tube	60mm x 60mm x 4mm
Inner Tube	50mm x 50mm x 3mm
Lift	350mm
Unit Weight	9.2kg
Static Load Capacity	1000kg
Closed Height	620mm
Foot Diameter	150mm
Finish	Zinc

AS-LOOSEHANDLE

Hex head socket type to suit ASSW-MLH/DLLH

Handle loose 19mm



BEVGears-MK

Bevel gears for ASSW-M/MLH series. Key way type

I.D.	12mm
O.D.	35.55mm
Teeth	15



PLASCAPS70X70

Plastic end caps, nuts and bolts for ASSW-DL/H/M series

ID	60mm x 60mm
Fits Tube	70mm x 70mm
Caps	2




Adjustable Stands

Medium/Heavy Duty Side Winding

ASSW-DL


Heavy Duty Adjustable Stand Side Winding With drop leg



Outer Tube	70mm x 70mm x 4mm
Inner Tube	60mm x 60mm x 4mm
Drop Leg	50mm x 50mm x 3mm
Lift	350mm
Leg Extension	350mm
Max Extension	700mm
Unit Weight	11.6kg
Static Load Capacity	1500kg
Finish	Zinc

ASSW-DLLH

Heavy Duty Adjustable Stand Side Winding With drop leg and loose handle




Outer Tube	70mm x 70mm x 4mm
Inner Tube	60mm x 60mm x 4mm
Drop Leg	50mm x 50mm x 3mm
Lift	350mm
Leg Extension	350mm
Max Extension	700mm
Unit Weight	11.6kg
Static Load Capacity	1500kg
Finish	Zinc

WARNING: When using a power drill to adjust legs or stands, set drill on the lowest torque and speed setting. Failure to do so may result in damage to the internal components. **Strictly no impact drills!**

ASSW-DLLH-XL

Medium Duty Adjustable Stand Side Winding Extra Long Loose handle

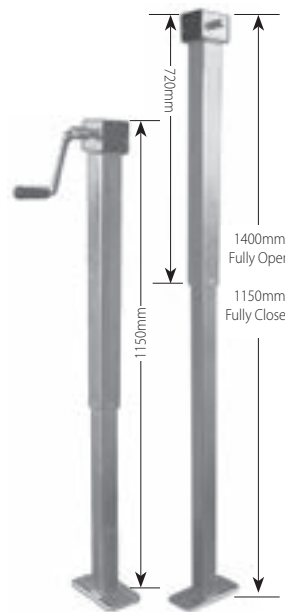


Outer Tube	70mm x 70mm x 4mm
Inner Tube	60mm x 60mm x 4mm
Drop Leg	50mm x 50mm x 3mm
Lift	350mm
Leg Extension	400mm
Max Extension	750mm
Unit Weight	15.1kg
Static Load Capacity	1000kg
Closed Height	900mm
Finish	Zinc

WARNING: When using a power drill to adjust legs or stands, set drill on the lowest torque and speed setting. Failure to do so may result in damage to the internal components. **Strictly no impact drills!**

ASSW-1.4M

Medium Duty Adjustable Stand Side Winding Loose handle




Outer Tube	60mm x 60mm x 4mm
Inner Tube	50mm x 50mm x 3mm
Lift	250mm
Closed Height	1150mm
Unit Weight	12.2kg
Static Load Capacity	1000kg
Finish	Zinc

Note: Do not extend past 1.4m total height.

WARNING: When using a power drill to adjust legs or stands, set drill on the lowest torque and speed setting. Failure to do so may result in damage to the internal components. **Strictly no impact drills!**

AS-MT

Mounting Tubes Swivel For Adjustable Stands



Inner Tube

OD	52mm
ID	40mm
Wall Thickness	6mm

Outer Tube

OD	65mm
ID	53mm
Wall Thickness	6mm

Unit Weight	0.9kg
Static Load Capacity	1000kg

AS-HDSB1

Pin Locking Swivel Bracket For heavy duty Adjustable Stands. To suit ASSW-H & ASSW-DL




Plate Size	220mm x 140mm
Unit Weight	4.9Kg
Static Load Capacity	2000kg
Fits Tube	70mm x 70mm

Adjustable Stands



ASSW-H-RF

Heavy Duty Adjustable Stand
Side Winding - Fixed Handle
Removable rubber foot

Outer Tube	70mm x 70mm x 4mm
Inner Tube	60mm x 60mm x 4mm
Lift	350mm
Unit Weight	11.55kg
Static Load Capacity	2000kg
Closed Height	810mm
Foot Diameter	150mm
Finish	Zinc

Medium/Heavy Duty Side Winding


ASSW-1.0MT-LH



Medium Duty Adjustable Stand
Side Winding - Loose Handle
Welded AS-MT at highest position

Outer Tube	60mm x 60mm x 4mm
Inner Tube	50mm x 50mm x 4mm
Lift	350mm
Unit Weight	12.75kg
Static Load Capacity	1000kg
Closed Height	610mm
Finish	Zinc

WARNING: When using a power drill to adjust legs or stands, set drill on the lowest torque and speed setting. Failure to do so may result in damage to the internal components. **Strictly no impact drills!**



ASSW-LH-NDL

Heavy Duty Adjustable Stand
Side Winding - Loose Handle
No drop leg

Outer Tube	70mm x 70mm x 4mm
Inner Tube	60mm x 60mm x 4mm
Lift	350mm
Unit Weight	10.15kg
Static Load Capacity	1500kg*
Closed Height	580mm
ID	50mm
Finish	Zinc



ASSW-1.2MT

Medium Duty Adjustable Stand
Side Winding - Loose Handle
Welded AS-MT at highest position

Outer Tube	60mm x 60mm x 4mm
Inner Tube	50mm x 50mm x 4mm
Lift	350mm
Unit Weight	12.75kg
Static Load Capacity	1000kg
Closed Height	860mm
Finish	Zinc




* Note: With a standard steel drop leg fitted, the Static Load Capacity is 1500kg, however this will vary depending on which alternative leg is fitted

WARNING: When using a power drill to adjust legs or stands, set drill on the lowest torque and speed setting. Failure to do so may result in damage to the internal components. **Strictly no impact drills!**

Adjustable Stands

Heavy Duty & Extra Heavy Duty Side Winding


ASSW-DLHD



Extra Heavy Duty Adjustable Stand Side Winding - Fixed Handle Drop leg

Outer Tube	80mm x 80mm x 4mm
Inner Tube	70mm x 70mm x 4mm
Drop Leg	60mm x 60mm
Lift	260mm
Unit Weight	18.3kg
Static Load Capacity	2500kg
Closed Height	650mm
Leg Extension	280mm
Drive Ratio	2.5:1
5 Pin Position	70mm apart
Finish	Zinc


ASSW-HD



Extra Heavy Duty Adjustable Stand Side Winding - Fixed Handle

Outer Tube	80mm x 80mm x 4mm
Inner Tube	70mm x 70mm x 4mm
Lift	310mm
Unit Weight	15kg
Static Load Capacity	4000kg
Closed Height	580mm
Drive Ratio	2.5:1
Finish	Zinc
Foot Plate Diameter	220mm


ASSW-H



Heavy Duty Adjustable Stand Side Winding - Fixed Handle

Outer Tube	70mm x 70mm x 4mm
Inner Tube	60mm x 60mm x 4mm
Lift	350mm
Unit Weight	12.8kg
Closed Height	770mm
Static Load Capacity	2000kg
Finish	Zinc

ASSW-H-SHORT



Heavy Duty Short Adjustable Stand Side Winding - Fixed Handle

Outer Tube	70mm x 70mm x 4mm
Inner Tube	60mm x 60mm x 4mm
Lift	350mm
Unit Weight	11.65kg
Closed Height	610mm
Static Load Capacity	2000kg
Finish	Zinc

AS-MTHD



Heavy Duty Mounting Tubes Swivel For Adjustable Stands

Unit Weight	1.75kg
Static Load Capacity	4000kg


Inner Tube

OD	60mm
ID	44mm
Wall Thickness	8mm

Outer Tube

OD	76mm
ID	62mm
Wall Thickness	7mm

ASSW-HS-WP

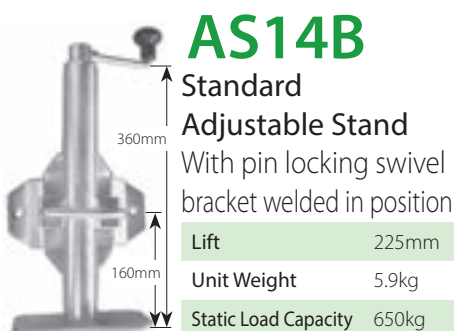
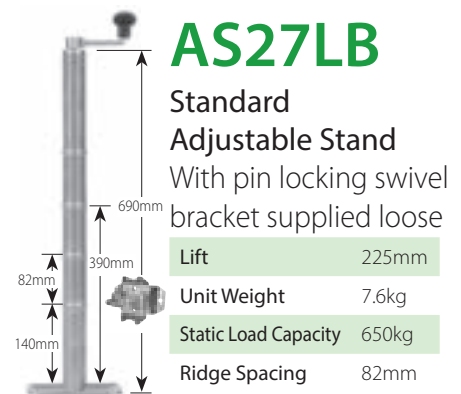
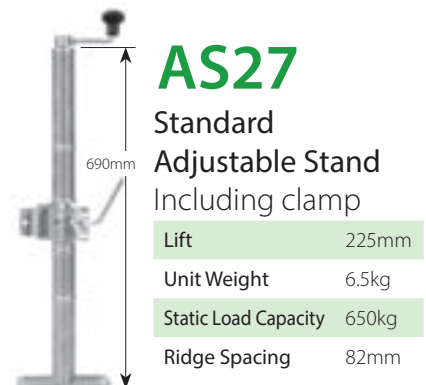
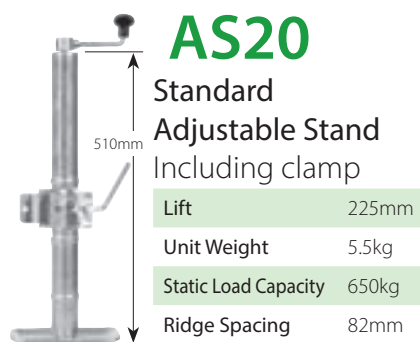
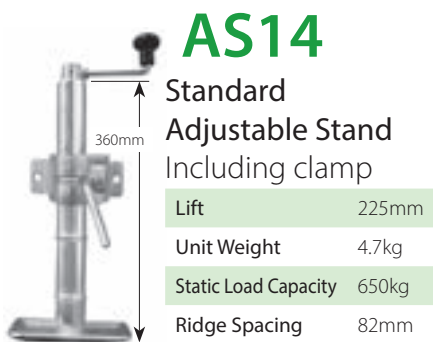
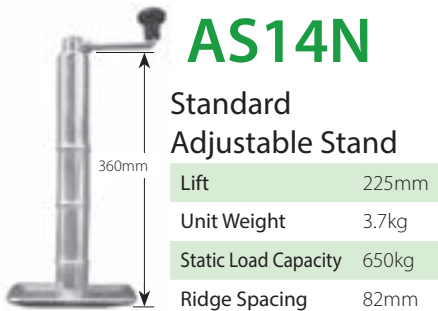


Heavy Duty Short Adjustable Stand Side Winding - Fixed handle with welded plate

Outer Tube	70mm x 70mm x 4mm
Inner Tube	60mm x 60mm x 4mm
Lift	350mm
Unit Weight	15kg
Closed Height	610mm
Static Load Capacity	2000kg
Finish	Zinc
Bolt Pattern	4x18mm W120mm H200mm
Steel Plate	10mm x 250mm x 170mm

Adjustable Stands

Standard




LDSB1

Pin Locking

Swivel Bracket

See Section 2

- Page 25



Clamp


Bolt On/
Weld On

See Section 2

- Page 24



Adjustable Stands



ASHD

Heavy Duty Adjustable Stand
With heavy duty pin locking swivel bracket supplied loose (HDSB1)

Outer Tube	60mm
Lift	225mm
Unit Weight	10.8kg
Static Load Capacity	1250kg
Closed Height	500mm



ASHDN

Heavy Duty Adjustable Stand

Outer Tube	60mm
Lift	225mm
Unit Weight	7.1kg
Static Load Capacity	1250kg
Closed Height	500mm



ASHDC

Heavy Duty Adjustable Stand
With heavy duty clamp weld on

Outer Tube	60mm
Lift	225mm
Unit Weight	10.3kg
Static Load Capacity	1250kg
Closed Height	500mm



ASHDXN

Heavy Duty Extra Height Adjustable Stand

Outer Tube	60mm
Lift	225mm
Unit Weight	10.0kg
Static Load Capacity	1250kg
Closed Height	700mm



ASHDX

Heavy Duty Extra Height Adjustable Stand
With heavy duty pin locking swivel bracket supplied loose (HDSB1)

Outer Tube	60mm
Lift	225mm
Unit Weight	13.7kg
Static Load Capacity	1250kg
Closed Height	700mm



ASHD-SQ

Heavy Duty Adjustable Stand
Square tube with heavy duty swivel bracket welded on

Square Tube	60mm x 60mm
Lift	225mm
Unit Weight	11kg
Static Load Capacity	1250kg
Foot Plate Diameter	150mm
Closed Height	560mm


Also available ASHD-SQY in safety Yellow paint.



ASHDXC

Heavy Duty Extra Height Adjustable Stand
Heavy duty clamp weld on

Outer Tube	60mm
Lift	225mm
Unit Weight	13.2kg
Static Load Capacity	1250kg
Closed Height	700mm



HDSB1

Heavy Duty Pin Locking Swivel Bracket
Bolt-on/weld-on to suit heavy duty range of jockey wheel and stands

Suit Outer Tube	Heavy duty 60mm OD
Unit Weight	3.7kg
Dimensions	220mm (w) x 110mm (h)
Hole Size	16.5mm
Hole Centres	180mm
Plate Thickness	8mm

Adjustable Legs

Rear With Wheel

Zinc-weld on

Product Code	Length	Type	Handle	Unit Weight	Finish	Swing Arc
ALRM5	500mm	Metric thread	Hex-head handle fitting	3.7kg	Zinc	Away
ALRM6	600mm	Metric thread	Hex-head handle fitting	4.0kg	Zinc	Away
ALRP5	500mm	Power thread	Slotted handle fitting	3.5kg	Zinc	Toward
ALRP6	600mm	Power thread	Slotted handle fitting	3.8kg	Zinc	Toward

ALW75

3" solid rubber wheel to suit ALRM/ALRP rear legs



Front With No Wheel

Zinc-weld on

Product Code	Length	Type	Handle	Unit Weight	Finish	Swing Arc
ALFM5	500mm	Metric thread	Hex-head handle fitting	3.6kg	Zinc	Away
ALFM6	600mm	Metric thread	Hex-head handle fitting	3.8kg	Zinc	Away
ALFP5	500mm	Power thread	Slotted handle fitting	3.4kg	Zinc	Toward
ALFP6	600mm	Power thread	Slotted handle fitting	3.6kg	Zinc	Toward




ALFM6BOGA

Adjustable Leg Galv-Weld On

Brackets fitted - leg removable

Length	600mm
Front	No wheel
Type	Metric thread
Handle	Hex-head handle fitting
Unit Weight	4.6kg
Finish	Galvanised



Handles

M Series Handles

Hex-head type - 19mm

Product Code	Length	Weight	Features
LH1M	600mm	740g	19mm Hex-Head
LH2M	700mm	840g	19mm Hex-Head
LH3M	900mm	1kg	19mm Hex-Head
LH2MD	590mm	600g	to be used on a drill




LH2MD

P Series Handles

Slotted type


Product Code	Length	Weight	Features
LH1P	550mm	560g	
LH2P	700mm	680g	
LH3P	900mm	840g	
LH2PD	570mm	500g	to be used on a drill



WARNING: When using a power drill to adjust legs or stands, set drill on the lowest torque and speed setting. Failure to do so may result in damage to the internal components. **Strictly no impact drills!**

Adjustable Legs (Corner Steadies) Zinc

Quick Release



ALQR1

Adjustable Leg
Standard foot

Lift	120mm
Height	410mm
Unit Weight	4.7kg
Finish	Zinc



ALQR1-AF

Adjustable Leg
Aluminium foot

Lift	120mm
Height	410mm
Unit Weight	4.7kg
Finish	Zinc



ALQR1-HDFT

Adjustable Leg
Heavy duty foot


Lift	120mm
Height	410mm
Unit Weight	5.0kg
Finish	Zinc



ALQR1-AFP

Adjustable Leg
Plastic coated foot

Lift	120mm
Height	410mm
Unit Weight	4.7kg
Finish	Hammertone



ALQR2

Adjustable Leg
Standard foot

Lift	180mm
Height	460mm
Unit Weight	5.1kg
Finish	Zinc



ALQR2-AF

Adjustable Leg
Aluminium foot

Lift	180mm
Height	460mm
Unit Weight	5.1kg
Finish	Zinc



ALQR2-HDFT

Adjustable Leg
Heavy duty foot

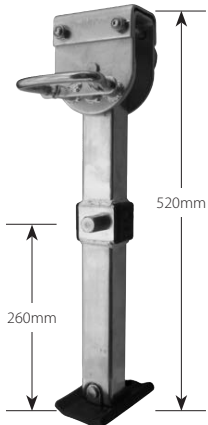
Lift	180mm
Height	460mm
Unit Weight	5.4kg
Finish	Zinc



ALQR2-AFP

Adjustable Leg
Plastic coated foot

Lift	180mm
Height	460mm
Unit Weight	5.1kg
Finish	Hammertone



ALQR3

Adjustable Leg
Standard foot

Lift	140mm
Height	520mm
Unit Weight	5.7kg
Finish	Zinc



ALQR3-AF

Adjustable Leg
Aluminium foot

Lift	140mm
Height	520mm
Unit Weight	5.7kg
Finish	Zinc



ALQR3-HDFT

Adjustable Leg
Heavy duty foot


Lift	140mm
Height	520mm
Unit Weight	6.0kg
Finish	Zinc



ALQR3-AFP

Adjustable Leg
Plastic coated foot

Lift	140mm
Height	520mm
Unit Weight	5.7kg
Finish	Hammertone



ALQR4LP

Adjustable Leg
Large plate foot

Lift	180mm
Height	620mm
Unit Weight	6.2kg
Finish	Zinc



ALQR4-AF

Adjustable Leg
Aluminium foot

Lift	180mm
Height	620mm
Unit Weight	6.2kg
Finish	Zinc



ALQR4-HDFT

Adjustable Leg
Heavy duty foot

Lift	180mm
Height	620mm
Unit Weight	6.5kg
Finish	Zinc



ALQR4-AFP

Adjustable Leg
Plastic coated foot

Lift	180mm
Height	620mm
Unit Weight	6.2kg
Finish	Hammertone

WARNING: When using a power drill to adjust legs or stands, set drill on the lowest torque and speed setting. Failure to do so may result in damage to the internal components. **Strictly no impact drills!**

Adjustable Legs (Corner Steadies) Black Quick Release


Adjustable Legs - Black

Matt black finish
 plastic coated handle
 galvanised inner leg
 black aluminium foot

	Product code	Height (H)	Base Height (B)	Lift (L)
1	ALQR1-BK	410mm	240mm	120mm
2	ALQR2-BK	460mm	300mm	180mm
3	ALQR3-BK	520mm	260mm	140mm
4	ALQR4-BK	620mm	350mm	180mm
5	ALQR5-BK	715mm	400mm	230mm



WARNING: When using a power drill to adjust legs or stands, set drill on the lowest torque and speed setting. Failure to do so may result in damage to the internal components. **Strictly no impact drills!**



Every ALQR Comes With:
1x zinc bracket and 2x bolts & nuts.



ALQR3XL-AF (Zinc)
ALQR3XL-AFP (Hammertone)

Adjustable Leg
Aluminium / plastic coated foot

Lift	230mm
Height	520mm
Unit Weight	5.7kg
Finish	Zinc / Hammertone

Adjustable Legs

Hammertone finish with plastic coated foot

	Product code	Height (H)	Base Height (B)	Lift (L)
1	ALQR1-AFP	410mm	240mm	120mm
2	ALQR2-AFP	460mm	300mm	180mm
3	ALQR3-AFP	520mm	260mm	140mm
3XL	ALQR3XL-AFP	520mm	360mm	230mm
4	ALQR4-AFP	620mm	350mm	180mm
5	ALQR5-AFP	715mm	400mm	230mm



AL-ALQR1-3

Quick Release Adjustable Leg
Powder coated finish with plastic coated foot

Closed Height	430mm
Extension	160mm
Lift:	120mm
Extended Height	710mm
Replace	ALQR1, ALQR2, ALQR3

Australian Registered
Design Number: 201912530



AL-ALQR3-5

Quick Release Adjustable Leg
Powder coated finish with plastic coated foot

Closed Height	520mm
Extension	260mm
Lift:	240mm
Extended Height	1020mm
Replace	ALQR3, ALQR4, ALQR5

Australian Registered
Design Number: 201912530



WARNING: When using a power drill to adjust legs or stands, set drill on the lowest torque and speed setting. Failure to do so may result in damage to the internal components. **Strictly no impact drills!**

Adjustable Stands Spare Parts



JWBTR20

Thrust Race Bearing

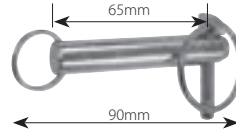
ID	17mm
OD	35mm



Bronze Bush

Bush to suit ASSW-DL/H

AS-BB16	ID - 16mm (Vertical)
AS-BB17	ID - 17mm (Horizontal)



ASSW-LOCKPIN

Drop Leg Locking Pin
With linch pin for ASSW-DL/DLLH

Diameter	16mm
----------	------



AS-SPRINGPIN-DL/H

Coil Pin
To suit ASSW-DL/H 5mmX26mm,
to suit handles and acme thread



ASSW-DL-HEXSHAFT

Replacement Hex Head Shaft
To suit ASSW-DL/1.4M

Diameter	16mm
Hex	19mm
Overall Height	100mm



ASSW-LM-HEXSHAFT

Replacement Hex Head Shaft
To suit ASSW-LM

Diameter	12mm
Hex	19mm
Overall Height	100mm



SW-PLASHANDGRIP

Plastic Handle Grip
To suit side winding handles

ID	12mm
OD	35.55mm
Handle	12mm



AS-DROPLEG

Drop Leg To suit ASSW-DL/DLLH

Tube	50mm x 50mm
Length	450mm
Hole	17mm
Hole Spacing	85mm



Lifting Nut

ASNUT-M	16mm to suit screw of all ASSW-M/MLH
ASNUT-DL/H	22mm power thread to suit ASSW-DL/DLLH/H
ASNUT-HD	Lifting nut to suit ASSW-HD 30mm



Lifting Screw

ASSCREW-M	Lifting screw -16mm power thread for ASSW-M
ASSCREW-DL/H	Lifting screw -22mm (7/8") power thread for ASSW-DL/DLH/H
ASSCREW-HD	Lifting screw -30mm power thread for ASSW-HD



ASNUT/SCREW-1.4m

42mm Lifting Nut & Screw
To suit ASSW-1.4M



ASSW-RUBBERFOOT ASSW-RUBBERFOOT-50

Heavy Duty Circular Removable Gripped Rubber Foot
To suit the ASSW range with lock pin

Foot	155mm x 155mm x 16mm
Tube	40mm x 40mm / 50mm x 50mm
Overall Height	105mm

Plastic End Cap



PLAS-CAPS50x50	Plastic end caps (2) for ALQR suits 50mm x 50mm tube
PLAS-CAPS70x70	Plastic end caps (2) for ASSW-DL/H/M suits 70mm x 70mm tube ID: 60mm x 60mm
PLAS-CAPS-HD	Plastic end cap (2) for ASSW-HD suits 120mm x 80mm tube ID: 110mm x 70mm

Handles



	SW-FIXEDHDL12	SW-FIXEDHDL16	SW-FIXEDHDL-HD	AS-LOOSEHANDLE	AS-LDSB-HANDLE
Suit	ASSW-L/M	ASSW-DL/H	ASSW-HD	ASSW-MLH/DLLH	AS-LDSB1
Type	Gear Shaft	Gear Shaft	Gear Shaft	Socket	
Style	Fixed	Fixed	Fixed	Loose	Swivel
Handle	12mm	16mm	15mm	19mm	

Bevel Gears

BEVGEARS-MK	2 pcs Bevel Gears for ASSW-M models OD: 35.55mm Teeth: 15
BEVGEARS-DL/HK	2 pcs Bevel Gears for ASSW-DL/H models OD: 47.75mm Teeth: 17
BEVGEARS-HD	2 pcs Bevel Gears for ASSW-HD models SMALL: OD: 40mm Teeth: 10 LARGE: OD: 90mm Teeth: 25
BEVGEARS-ALQR (KEY WAY TYPE)	2 pcs Bevel Gears for ALQR legs ID: 13mm OD: 30mm Teeth: 12



ROLL PIN
4mm X 21mm

Adjustable Legs Spare Parts



PLASCAP-ALQTOP


Plastic Top Cap (1)
for ALQR

ID 42mm
OD 45mm



ALQR-QBOLT

Quick Release Bolt
For ALQR mounting bracket



ALQR-MOUNTBRKT

Mounting Bracket
With Bolts/Nylocks for ALQR



ALQR-BKTBOLT

Bolt/Nyloc
For ALQR bracket


Diameter 9.5mm



ALQR-PIN

Pivot Pin to suit all ALQR feet

Diameter 11.9mm



ALQR-PIN-SHORT

Pivot Pin to suit standard foot
only ALQR-STDPLASFT

Diameter 11.9mm



ALQR-HEXSHAFT

Winding Shaft With Hex Fit
for ALQR

Diameter 12mm

Hex 19mm

Overall Height 85mm



PLASCAPS50X50

Plastic end caps (2)
For ALQR suits

ID 42mm

OD 50mm



ALQR-FOOT-ALKO

Heavy Duty Steel Foot
With rubber cover, to suit ALKO leg,
includes pivot pin



ALQR-HDRUBFT

Heavy Duty Steel Foot
With rubber cover for ALQR leg


Dimensions 80 x 150 x 25mm



ALQR-LARGEPLATE

Large Steel Plate Foot
For ALQR leg

Dimensions 185mm x 95mm



ALQR-LGEALUMFT

Aluminium Foot Large
For ALQR leg

Dimensions 80 x 150 x 25mm



SHEARPIN-ALQR

Shear Pin
To suit ALQR

Dimensions 4mm x 20mm



ROLLPIN-ALQR

Roll Pin
To suit ALQR (hex head shaft)

Dimensions 4mmX19mm



ALQR-LGEALUMFT-SP

Aluminium Foot Plastic Coated

Dimensions 80 x 150 x 25mm



ALQR-SPRING/PINS

Pin, Spring & Clip
To suit ALQR-HANDLE




ALQR-HANDLE

Handle Set
To suit ALQR complete with
springs/washers/pins



ALQR-HANDLE-P

Plastic Coated Handle Set
To suit ALQR complete with
springs/washers/pins



ALQR-STDPLASFT

Standard Metal Foot
With plastic cover for ALQR Leg

Dimensions 75mm x 110mm



JWBTR-ALQR

Thrust Race Bearing
To suit ALQR

ID 17mm

OD 31mm

Section 2 Jockey Wheels

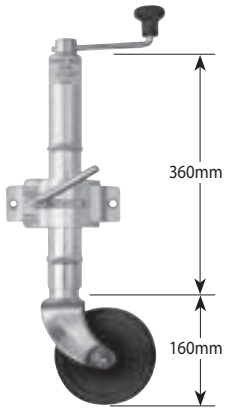


Manutec PTY LTD
30 Jonal Drive
CAVAN SA 5094

www.manutec.com.au
Ph. (08) 8260 2277
Fax. (08) 8260 2399

Jockey Wheels


Economy Standard Model



JW1E

Jockey Wheel
With economy clamp


Wheel	150mm x 50mm (6"x2") solid rubber with nylon web bore
Lift	225mm
Unit Weight	4.7kg
Static Load Capacity	350kg
Branding	MANU-ECO
Ridge Spacing	82mm



JW2E

Swivel Jockey Wheel
Pin locking swivel bracket welded in position


Wheel	150mm x 50mm (6"x2") solid rubber with nylon web bore
Lift	225mm
Unit Weight	6.0kg
Static Load Capacity	350kg
Branding	MANU-ECO



JW1ENC

Jockey Wheel
With no clamp


Wheel	150mm x 50mm (6"x2") solid rubber with nylon web bore
Lift	225mm
Unit Weight	4.0kg
Static Load Capacity	350kg
Branding	MANU-ECO
Ridge Spacing	82mm



JW9E

Pneumatic Jockey Wheel
With economy clamp

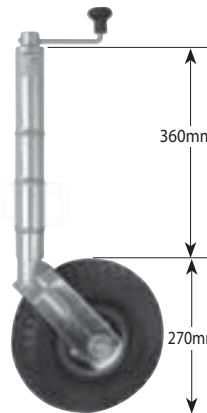
Wheel	4.10/3.50 x 4 (10") pneumatic with steel centre and bearings
Lift	225mm
Unit Weight	6.4kg
Static Load Capacity	350kg
Branding	MANU-ECO
Ridge Spacing	82mm



JW2UBE

Swivel Jockey Wheel
With welded pin locking swivel bracket. For fixing with u-bolts (suits 2", 3", 4", 5" & 6" U-Bolts)

Wheel	150mm x 50mm (6"x2") solid rubber with nylon web bore
Lift	225mm
Unit Weight	6.2kg
Static Load Capacity	350kg
Branding	MANU-ECO



JW9ENC

Pneumatic Jockey Wheel
With no clamp


Wheel	4.10/3.50 x 4 (10") pneumatic with steel centre and bearings
Lift	225mm
Unit Weight	6.4kg
Static Load Capacity	350kg
Branding	MANU-ECO
Ridge Spacing	82mm



WHL HOLD - RUBB WHL HOLD - RUBB 8/10

Rubber Wheel Holder
Support 'cradle' for use under Jockey Wheel - can retain 6", 8" & 10" wheels.

WHLHOLD-RUBB	suit 6" wheel
WHLHOLD-RUBB8/10	suit 8"-10" wheel



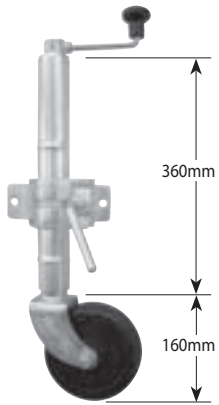
JW11UBE

Pneumatic Swivel Jockey Wheel
With low welded pin locking swivel bracket. For fixing with U-Bolts (suits 2", 3", 4", 5" & 6" U-Bolts)

Wheel	4.10/3.50 x 4 (10") pneumatic with steel centre and bearings
Lift	225mm
Unit Weight	7.9kg
Static Load Capacity	350kg
Branding	MANU-ECO

Jockey Wheels


Standard Model - Clamp On



JW1

Standard Jockey Wheel
With clamp


Wheel	150mm x 50mm (6"x2") solid rubber with nylon web bore
Lift	225mm
Unit Weight	5.2kg
Static Load Capacity	500kg
Ridge Spacing	82mm



JW1SW

Standard Jockey Wheel
With clamp


Wheel	150mm x 50mm (6"x2") solid rubber with steel web bore
Lift	225mm
Unit Weight	5.5kg
Static Load Capacity	600kg
Ridge Spacing	82mm



JW1NC

Standard Jockey Wheel
No clamp


Wheel	150mm x 50mm (6"x2") solid rubber with nylon web bore
Lift	225mm
Unit Weight	4.3kg
Static Load Capacity	500kg
Ridge Spacing	82mm



JW1SWNC

Standard Jockey Wheel
No clamp


Wheel	150mm x 50mm (6"x2") solid rubber with steel web bore
Lift	225mm
Unit Weight	4.6kg
Static Load Capacity	600kg
Ridge Spacing	82mm



JW1EH

Standard Jockey Wheel
Extra height, with clamp


Wheel	150mm x 50mm (6"x2") solid rubber with nylon web bore
Lift	225mm
Unit Weight	6.2kg
Static Load Capacity	500kg
Ridge Spacing	82mm



JW1EHSW

Standard Jockey Wheel
Extra height, with clamp


Wheel	150mm x 50mm (6"x2") solid rubber with steel web bore
Lift	225mm
Unit Weight	6.5kg
Static Load Capacity	600kg
Ridge Spacing	82mm



JW1EHNC

Standard Jockey Wheel
Extra height, no clamp

Wheel	150mm x 50mm (6"x2") solid rubber with nylon web bore
Lift	225mm
Unit Weight	5.3kg
Static Load Capacity	500kg
Ridge Spacing	82mm




JW1EHSWNC

Standard Jockey Wheel
Extra height, no clamp

Wheel	150mm x 50mm (6"x2") solid rubber with steel web bore
Lift	225mm
Unit Weight	5.6kg
Static Load Capacity	600kg
Ridge Spacing	82mm

Jockey Wheels

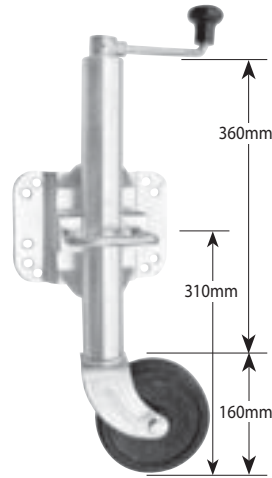
Standard Model - Swivel Bracket



JW2

Standard Swivel Jockey Wheel
With pin locking swivel bracket welded in position


Wheel	150mm x 50mm (6"x2") solid rubber with Nylon web bore
Lift	225mm
Unit Weight	6.5kg
Static Load Capacity	500kg



JW2UB

Standard Swivel Jockey Wheel
With pin locking swivel bracket welded in position for fixing with U-Bolts (suits 2", 3", 4", 5" & 6" U-Bolts)

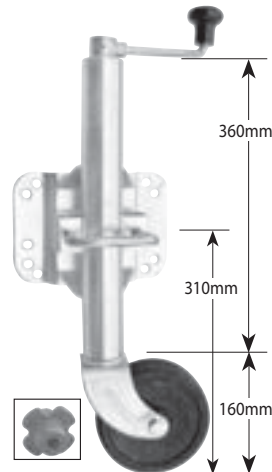
Wheel	150mm x 50mm (6"x2") solid rubber with Nylon web bore
Lift	225mm
Unit Weight	6.8kg
Static Load Capacity	500kg



JW2SW JW2SW-OEM

Standard Jockey Wheel
With pin locking swivel bracket welded in position


Wheel	150mm x 50mm (6"x2") solid rubber with steel web bore
Lift	225mm
Unit Weight	6.8kg
Static Load Capacity	600kg



JW2UBSW

Standard Jockey Wheel
With pin locking swivel bracket for fixing with U-Bolts (suits 2", 3", 4", 5" & 6" U-Bolts)


Wheel	150mm x 50mm (6"x2") solid rubber with steel web bore
Lift	225mm
Unit Weight	7.1kg
Static Load Capacity	600kg



JW2LB

Standard Swivel Jockey Wheel
With pin locking swivel bracket supplied loose

Wheel	150mm x 50mm (6"x2") solid rubber with nylon web bore
Lift	225mm
Unit Weight	6.5kg
Static Load Capacity	500kg

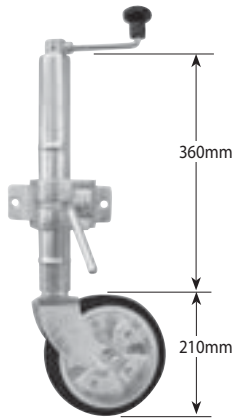


JW2LBSW

Standard Swivel Jockey Wheel
With pin locking swivel bracket supplied loose

Wheel	150mm x 50mm (6"x2") solid rubber with steel web bore
Lift	225mm
Unit Weight	6.8kg
Static Load Capacity	600kg

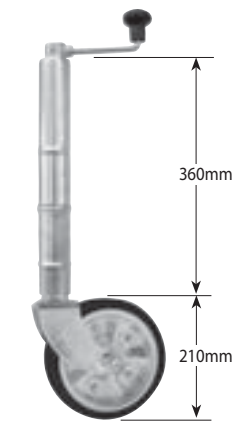
Jockey Wheels



JW4Z

Medium Jockey Wheel With clamp

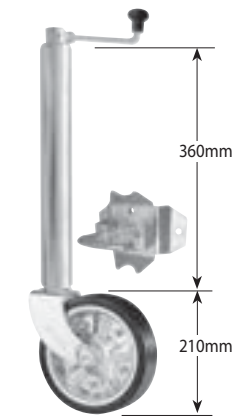
Wheel	200mm x 55mm (8"x2") Rubber tyre with zinc plated steel centre and roller bearing
Lift	225mm
Unit Weight	7.1kg
Static Load Capacity	700kg
Ridge Spacing	82mm



JW4ZNC

Medium Jockey Wheel No clamp


Wheel	200mm x 55mm (8"x2") Rubber tyre with zinc plated steel centre and roller bearing
Lift	225mm
Unit Weight	6.2kg
Static Load Capacity	700kg
Ridge Spacing	82mm



JW4ZLB

Medium Jockey Wheel With pin locking swivel bracket supplied loose

Wheel	200mm x 55mm (8"x2") Rubber tyre with zinc plated steel centre and roller bearing
Lift	225mm
Unit Weight	8.2kg
Static Load Capacity	700kg



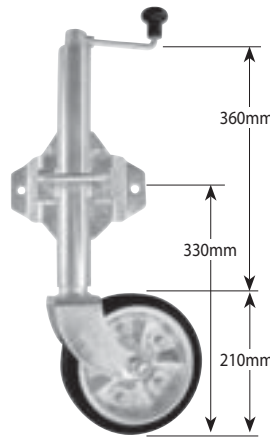
JW4ZDB

Medium Jockey Wheel With double clamp, gives extra support and stability

Wheel	200mm x 55mm (8"x2") Rubber tyre with zinc plated steel centre and roller bearings
Lift	225mm
Unit Weight	9.4kg
Static Load Capacity	700kg
Ridge Spacing	82mm


Medium Duty- Zinc Centred Wheel

JW4ZB JW4ZB-OEM



Medium Swivel Jockey Wheel With pin locking swivel bracket welded in position


Wheel	200mm x 55mm (8"x2") Rubber tyre with zinc plated steel centre and roller bearings
Lift	225mm
Unit Weight	8.2kg
Static Load Capacity	700kg



JW4ZUB

Medium Swivel Jockey Wheel With pin locking swivel bracket welded in position for fixing with U-Bolts (suits 2", 3", 4", 5" & 6" U-Bolts)

Wheel	200mm x 55mm (8"x2") Rubber tyre with zinc plated steel centre and roller bearings
Lift	225mm
Unit Weight	8.4kg
Static Load Capacity	700kg




JW4ZNB

Medium Jockey Wheel No swivel bracket

Wheel	200mm x 55mm (8"x2") Rubber tyre with zinc plated steel centre and roller bearing
Lift	225mm
Unit Weight	8.2kg
Static Load Capacity	700kg

Jockey Wheels


Medium Duty- Solid Rubber Wheel



JW4

Medium Jockey Wheel
With Clamp


Wheel	200mm x 50mm (8"x2") solid rubber with steel web bore.
Lift	225mm
Unit Weight	7.8kg
Static Load Capacity	700kg
Ridge Spacing	82mm



JW4B

Medium Swivel Jockey Wheel
With pin locking swivel bracket
welded in position


Wheel	200mm x 50mm (8"x2") solid rubber with steel web bore.
Lift	225mm
Unit Weight	8.9kg
Static Load Capacity	700kg



JW4NC

Medium Jockey Wheel
No clamp


Wheel	200mm x 50mm (8"x2") solid rubber with steel web bore.
Lift	225mm
Unit Weight	6.9kg
Static Load Capacity	700kg
Ridge Spacing	82mm



JW4UB

Medium Swivel Jockey Wheel
With pin locking swivel bracket
welded in position for fixing with
ubolts (suits 2", 3", 4", 5" & 6" U-Bolts)


Wheel	200mm x 50mm (8"x2") solid rubber with steel web bore.
Lift	225mm
Unit Weight	9.1kg
Static Load Capacity	700kg



JW4DB

Medium Jockey Wheel
With double clamp, gives extra
support and stability

Wheel	200mm x 50mm (8"x2") solid rubber with steel web bore.
Lift	225mm
Unit Weight	10.1kg
Static Load Capacity	700kg
Ridge Spacing	82mm

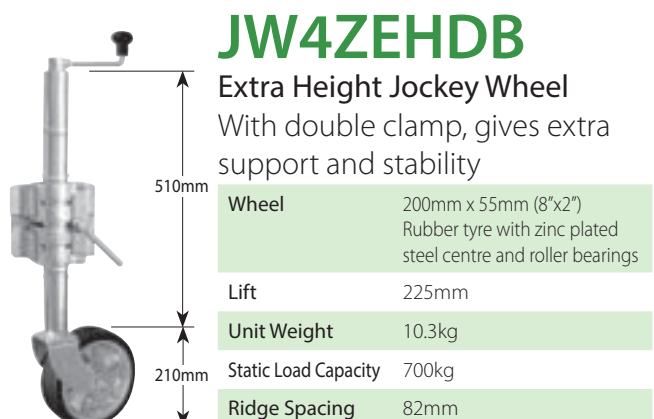
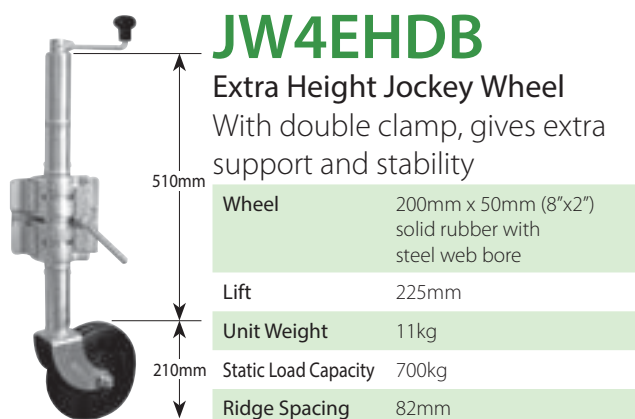
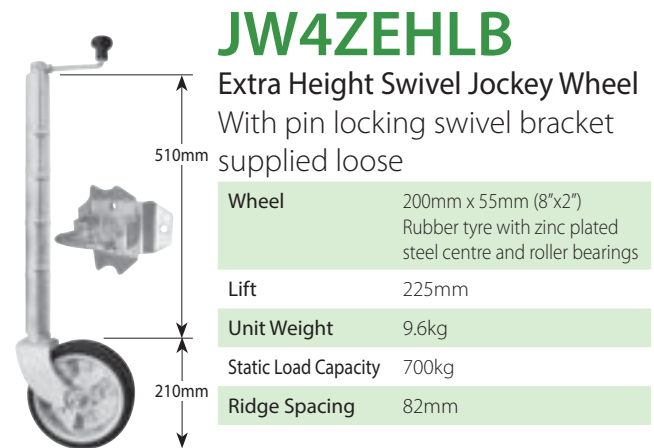
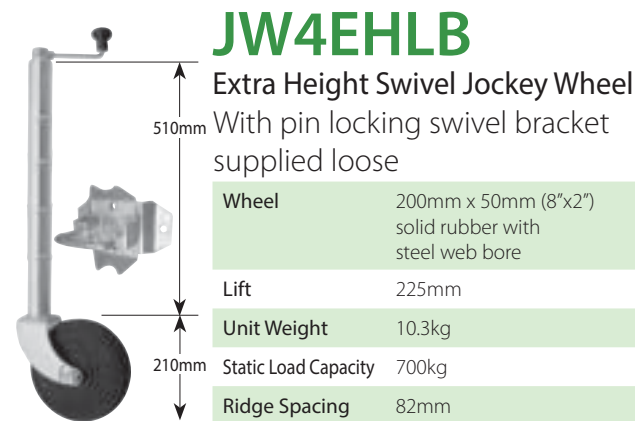
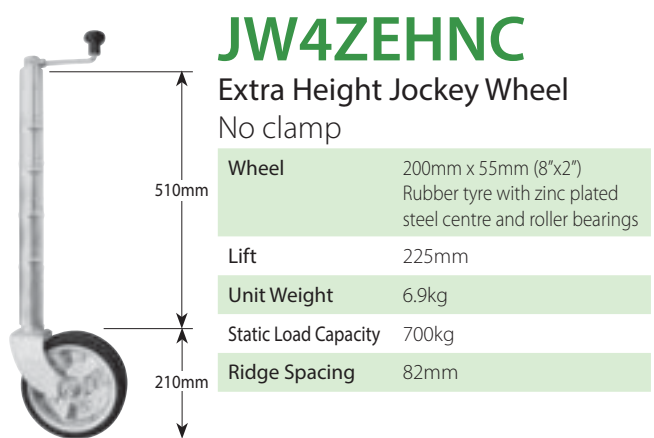
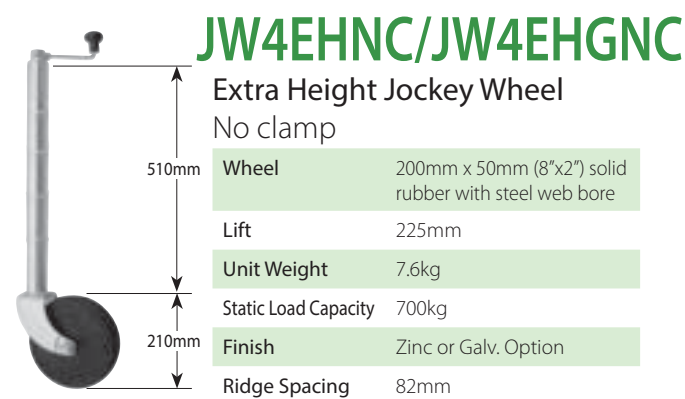
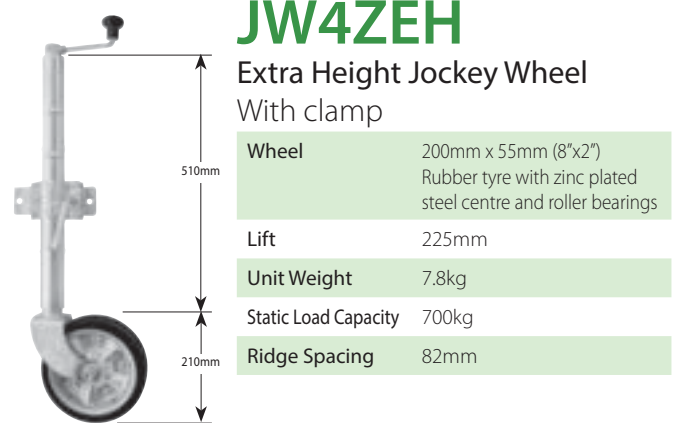
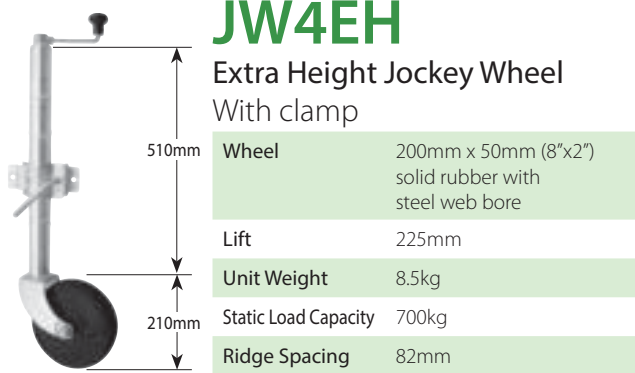


JW4LB

Medium Swivel Jockey Wheel
With pin locking swivel bracket
supplied loose


Wheel	200mm x 50mm (8"x2") solid rubber with steel web bore.
Lift	225mm
Unit Weight	8.9kg
Static Load Capacity	700kg

Jockey Wheels



Jockey Wheels


Clamp on -Pneumatic & Solid Cushion Tyres



JW9

Pneumatic Jockey Wheel
With clamp


Wheel	4.10/3.50 X 4 (10") pneumatic with steel centre and bearings
Lift	225mm
Unit Weight	7.1kg
Static Load Capacity	350kg
Ridge Spacing	82mm



JW9NC

Pneumatic Jockey Wheel
No clamp

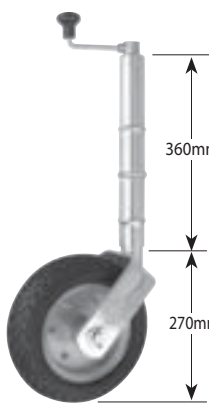
Wheel	4.10/3.50 X 4 (10") pneumatic with steel centre and bearings
Lift	225mm
Unit Weight	6.2kg
Static Load Capacity	350kg
Ridge Spacing	82mm



JW9S

Solid Rubber Jockey Wheel
Pneumatic look, with clamp


Wheel	4.10/3.50 X 4 (10") Solid cushion tyre with steel centre and bronze bush bore
Lift	225mm
Unit Weight	9.9kg
Static Load Capacity	750kg
Ridge Spacing	82mm



JW9SNC

Solid Rubber Jockey Wheel
Pneumatic look, no clamp

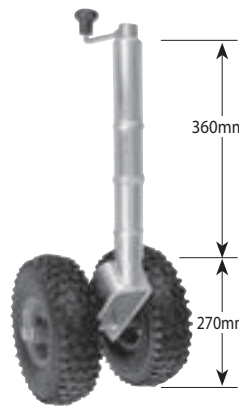
Wheel	4.10/3.50 X 4 (10") Solid cushion tyre with steel centre and bronze bush bore
Lift	225mm
Unit Weight	9.0kg
Static Load Capacity	750kg
Ridge Spacing	82mm



JW9T

Twin Pneumatic Jockey Wheel
With clamp


Wheel	4.10/3.50 X 4 (10") pneumatic with steel centre and bearings
Lift	225mm
Unit Weight	9.9kg
Static Load Capacity	500kg
Ridge Spacing	82mm



JW9TNC

Twin Pneumatic Jockey Wheel
No clamp


Wheel	4.10/3.50 X 4 (10") pneumatic with steel centre and bearings
Lift	225mm
Unit Weight	9.0kg
Static Load Capacity	500kg
Ridge Spacing	82mm



JW9TS

Twin Pneumatic Jockey Wheel
With clamp

Wheel	4.10/3.50 X 4 (10") Solid cushion tyre with steel centre and bearings
Lift	225mm
Unit Weight	9.9kg
Static Load Capacity	1000kg
Ridge Spacing	82mm



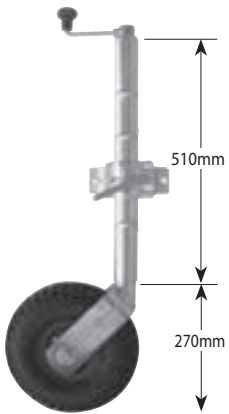
JW9TSNC

Twin Solid Rubber Jockey Wheel
No clamp

Wheel	4.10/3.50 X 4 (10") Solid cushion tyre with steel centre and bearings
Lift	225mm
Unit Weight	9.0kg
Static Load Capacity	1000kg
Ridge Spacing	82mm

Jockey Wheels

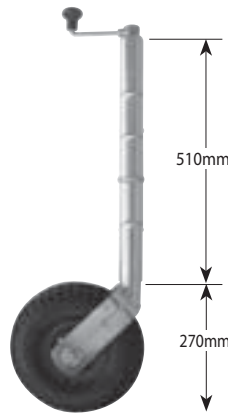
Clamp on -Pneumatic & Solid Cushion Tyres



JW9EH

Pneumatic Jockey Wheel
Extra height, with clamp

Wheel	4.10/3.50 X 4 (10") pneumatic with steel centre and bearings
Lift	225mm
Unit Weight	7.9kg
Static Load Capacity	350kg
Ridge Spacing	82mm



JW9EHNC

Pneumatic Jockey Wheel
Extra height, No clamp

Wheel	4.10/3.50 X 4 (10") pneumatic with steel centre and bearings
Lift	225mm
Unit Weight	7.0kg
Static Load Capacity	350kg
Ridge Spacing	82mm

Jockey Wheels


OEM - Weld On Loose Bracket



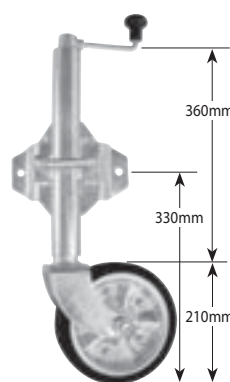
OEM-Bracket

OEM - Pin Locking Swivel Bracket Bolt-on/Weld-on (supplied loose) to assist with hot-dipped galvanised & powder-coated trailers


Item Code	Description
JW2SW-OEM	J/W Std 6 steel web and swivel - loose bracket
JW4ZB-OEM	J/W Med 8 zinc ctr whl - swivel - loose bracket
JW10HD-OEM	J/W H/D 10 Solid Pneu and swivel - loose bracket



JW2SW-OEM



JW4ZB-OEM



JW10HD-OEM

Jockey Wheels

Swivel - Pneumatic & Solid Cushion Tyre

JW10

Pneumatic Swivel Jockey Wheel
With pin locking swivel bracket welded in position

Wheel	4.10/3.50 X 4 (10") pneumatic with steel centre and bearings
Lift	225mm
Unit Weight	8.2kg
Static Load Capacity	350kg

JW10S

Solid Rubber Swivel Jockey Wheel
Pneumatic look, with pin locking swivel bracket welded in position

Wheel	4.10/3.50 X 4 (10") Solid Cushion tyre with steel centre and bronze bush bore
Lift	225mm
Unit Weight	11.1kg
Static Load Capacity	850kg

JW10LB

Pneumatic Swivel Jockey Wheel
With pin locking swivel bracket supplied loose

Wheel	4.10/3.50 X 4 (10") pneumatic with steel centre and bearings
Lift	225mm
Unit Weight	8.2kg
Static Load Capacity	350kg

JW10SLB

Solid Rubber Jockey Wheel
Pneumatic look, with pin locking swivel bracket supplied loose

Wheel	4.10/3.50 X 4 (10") Solid Cushion tyre with steel centre and bronze bush bore
Lift	225mm
Unit Weight	11.1kg
Static Load Capacity	850kg

JW10UB

Pneumatic Swivel Jockey Wheel
With pin locking swivel bracket welded in position for fixing with U-Bolts (suits 2", 3", 4", 5" & 6" U-Bolts)

Wheel	4.10/3.50 X 4 (10") pneumatic with steel centre and bearings
Lift	225mm
Unit Weight	8.7kg
Static Load Capacity	350kg

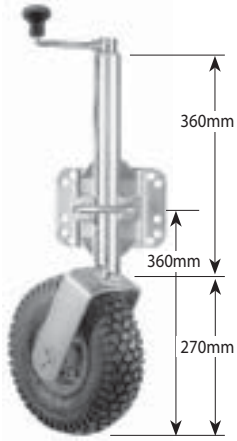
JW10UBS

Solid Rubber Jockey Wheel
Pneumatic look, with pin locking swivel bracket welded in position for fixing with U-Bolts (suits 2", 3", 4", 5" & 6" U-Bolts)

Wheel	4.10/3.50 X 4 (10") Solid Cushion tyre with steel centre and bronze bush bore
Lift	225mm
Unit Weight	11.6kg
Static Load Capacity	850kg

Jockey Wheels

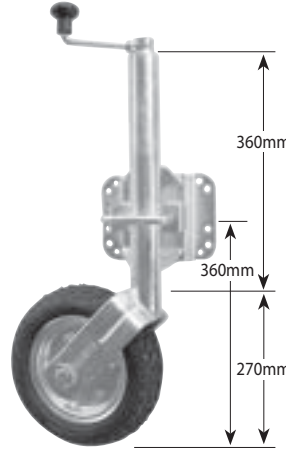
Angle Cut Outer Tube - Low Bracket Position



JW11UB

Pneumatic Swivel Jockey Wheel
With pin locking swivel bracket welded in lower position for fixing with U-Bolts (suits 2", 3", 4", 5" & 6" U-Bolts)

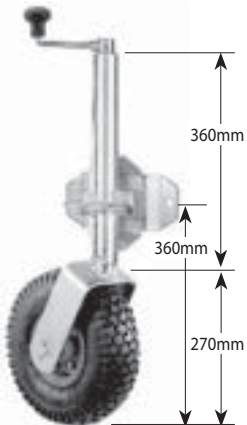
Wheel	4.10/3.50 X 4 (10") pneumatic with steel centre and bearings
Lift	225mm
Unit Weight	9.1kg
Static Load Capacity	350kg
Outer tube	cut on an angle



JW11UBS

Solid Rubber Swivel Jockey Wheel
Pneumatic look with pin locking swivel bracket welded in lower position for fixing with U-Bolts (suits 2", 3", 4", 5" & 6" U-Bolts)


Wheel	4.10/3.50 X 4 (10") Solid Cushion tyre with steel centre and bronze bush bore
Lift	225mm
Unit Weight	12.2kg
Static Load Capacity	850kg
Outer tube	cut on an angle



JW11

Pneumatic Swivel Jockey Wheel
With pin locking swivel bracket welded in lower position

Wheel	4.10/3.50 X 4 (10") pneumatic with steel centre and bearings
Lift	225mm
Unit Weight	8.7kg
Static Load Capacity	350kg
Outer tube	cut on an angle




JW11S

Solid Rubber Swivel Jockey Wheel
Pneumatic look with pin locking swivel bracket welded in lower position

Wheel	4.10/3.50 X 4 (10") Solid Cushion tyre with steel centre and bronze bush bore
Lift	225mm
Unit Weight	11.7kg
Static Load Capacity	850kg
Outer tube	cut on an angle

Jockey Wheels

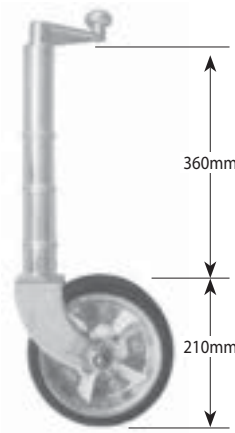
Increased Capacity - HD Handle - HD Swivel Bracket



JW2HD

Standard Swivel Jockey Wheel
Increased capacity with heavy duty pin locking swivel bracket welded in position


Wheel	150mm x 50mm (6"x2") solid rubber with steel web bore
Lift	225mm
Unit Weight	7.9kg
Static Load Capacity	650kg



JW4ZHDNC

Medium Swivel Jockey Wheel
Increased capacity, no clamp


Wheel	200mm x 55mm (8"x2") rubber tyre with zinc plated steel centre and roller bearings
Lift	225mm
Unit Weight	6.6kg
Static Load Capacity	750kg
Ridge Spacing	82mm



JW4ZBHD

Medium Swivel Jockey Wheel
Increased capacity with heavy duty pin locking swivel bracket welded in position


Wheel	200mm x 55mm (8"x2") rubber tyre with zinc plated steel centre and roller bearing.
Lift	225mm
Unit Weight	9.3kg
Static Load Capacity	750kg



JW9THD

Solid Rubber Twin Jockey Wheel
Pneumatic look with HD clamp and increased capacity


Wheel	4.10/3.50 X 4 (10") Solid Cushion tyre with steel centre and bronze bush bore
Lift	225mm
Unit Weight	17.0kg
Static Load Capacity	1000kg
Finish	Zinc
Ridge Spacing	82mm



JW4ZUBHD

Medium Swivel Jockey Wheel
Increased capacity with heavy duty pin locking swivel bracket welded in position. For fixing with U-Bolts suits (2", 3", 4", 5" & 6" U-Bolts)


Wheel	200mm x 55mm (8"x2") rubber tyre with zinc plated steel centre and roller bearing.
Lift	225mm
Unit Weight	9.6kg
Static Load Capacity	750kg



JW2UBHD

Standard Swivel Jockey Wheel
Increased capacity with heavy duty pin locking swivel bracket welded in position. For fixing with U-Bolts suits (2", 3", 4", 5" & 6" U-Bolts)

Wheel	150mm x 50mm (6"x2") solid rubber with steel web bore.
Lift	225mm
Unit Weight	8.4kg
Static Load Capacity	650kg
Finish	Zinc



JW9THDNC

Solid Rubber Twin Jockey Wheel
Pneumatic look, Increased capacity, no clamp

Wheel	4.10/3.50 X 4 (10") Solid Cushion tyre with steel centre and bronze bush bore
Lift	225mm
Unit Weight	15.2kg
Static Load Capacity	1000kg
Finish	Zinc
Ridge Spacing	82mm

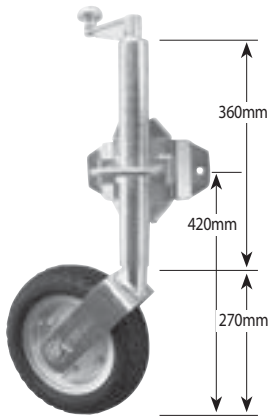
Jockey Wheels

Increased Capacity - Heavy Duty Swivel Bracket

JW10HD JW10HD-OEM

Solid Rubber Swivel Jockey Wheel
Pneumatic look, Increased capacity with heavy duty pin locking swivel bracket welded in position


Wheel	4.10/3.50 X 4 (10") Solid Cushion tyre with steel centre and bronze bush bore
Lift	225mm
Unit Weight	12.6kg
Static Load Capacity	1000kg



JW10UBHD

Solid Rubber Swivel Jockey Wheel
Pneumatic look, Increased capacity with heavy duty pin locking swivel bracket welded in position. For fixing with U-Bolts suits 2", 3", 4", 5" & 6" U-Bolts


Wheel	4.10/3.50 X 4 (10") Solid Cushion tyre with steel centre and bronze bush bore
Lift	225mm
Unit Weight	13.0kg
Static Load Capacity	1000kg



JW11HD

Solid Rubber Swivel Jockey Wheel
Pneumatic look, Increased capacity with heavy duty pin locking swivel bracket welded in lower position

Wheel	4.10/3.50 X 4 (10") Solid Cushion tyre with steel centre and bronze bush bore
Lift	225mm
Unit Weight	12.6kg
Static Load Capacity	1000kg




Also includes heavy duty winding handle and thrust bearing

JW11UBHD

Solid Rubber Swivel Jockey Wheel
Pneumatic look, Increased capacity with heavy duty pin locking swivel bracket welded in lower position. For fixing with U-Bolts suits 2", 3", 4", 5" & 6" U-Bolts

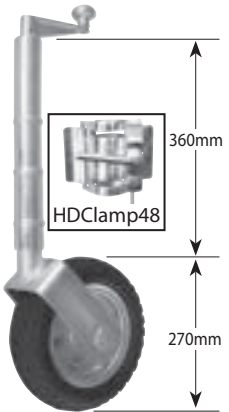
Wheel	4.10/3.50 X 4 (10") Solid Cushion tyre with steel centre and bronze bush bore
Lift	225mm
Unit Weight	13.0kg
Static Load Capacity	1000kg



JW9HD

Solid Rubber Swivel Jockey Wheel
Increased capacity with HD clamp

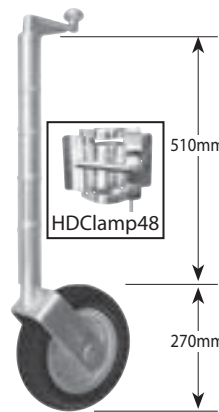
Wheel	4.10/3.50 X 4 (10") Solid Cushion tyre with steel centre and bronze bush bore
Lift	225mm
Unit Weight	11.2kg
Static Load Capacity	850kg
Ridge Spacing	82mm



JW9EHD

Solid Rubber Extra Height Jockey Wheel
Increased capacity with HD clamp


Wheel	4.10/3.50 X 4 (10") Solid Cushion tyre with steel centre and bronze bush bore
Lift	225mm
Unit Weight	12.2kg
Static Load Capacity	850kg
Ridge Spacing	82mm



JW9HDNC

Solid Rubber Jockey Wheel
Increased capacity no clamp

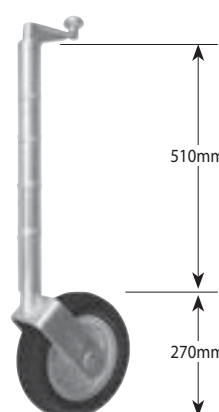
Wheel	4.10/3.50 X 4 (10") Solid Cushion tyre with steel centre and bronze bush bore
Lift	225mm
Unit Weight	9.4kg
Static Load Capacity	850kg
Ridge Spacing	82mm



JW9EHDN


Solid Rubber Extra Height Jockey Wheel
Increased capacity with no clamp

Wheel	4.10/3.50 X 4 (10") Solid Cushion tyre with steel centre and bronze bush bore
Lift	225mm
Unit Weight	10.4kg
Static Load Capacity	850kg
Ridge Spacing	82mm



Jockey Wheels


Heavy Duty - 60mm Outer Tube



JW5N

Heavy Duty Jockey Wheel
No clamp


Wheel	200mm x 50mm (8"x 2") Solid rubber with steel web bore
Lift	225mm
Unit Weight	10.5kg
Static Load Capacity	750kg



JW5ZN

Heavy Duty Jockey Wheel
No clamp


Wheel	200mm x 55mm (8"x2") Rubber tyre with zinc plated steel centre and roller bearings
Lift	225mm
Unit Weight	9.8kg
Static Load Capacity	750kg



JW5

Heavy Duty Jockey Wheel
With heavy duty swivel plate supplied loose


Wheel	200mm x 50mm (8"x 2") Solid rubber with steel web bore
Lift	225mm
Unit Weight	13.6kg
Static Load Capacity	750kg



JW5Z

Heavy Duty Jockey Wheel
With heavy duty swivel plate supplied loose


Wheel	200mm x 55mm (8"x2") Rubber tyre with zinc plated steel centre and roller bearings
Lift	225mm
Unit Weight	12.9kg
Static Load Capacity	750kg



JW5C

Heavy Duty Jockey Wheel
With heavy duty clamp weld on

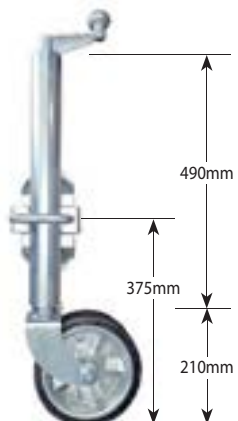
Wheel	200mm x 50mm (8"x 2") Solid rubber with steel web bore
Lift	225mm
Unit Weight	13.4kg
Static Load Capacity	750kg



JW5ZC

Heavy Duty Jockey Wheel
With heavy duty clamp weld on

Wheel	200mm x 55mm (8"x2") Rubber tyre with zinc plated steel centre and roller bearings
Lift	225mm
Unit Weight	12.7kg
Static Load Capacity	750kg



JW6ZB

Heavy Duty Swivel Jockey Wheel
With heavy duty pin locking swivel bracket. welded in position

Wheel	200mm x 55mm (8"x2") Rubber tyre with zinc plated steel centre
Lift	225mm
Unit Weight	13.6kg
Static Load Capacity	750kg

Jockey Wheels

Heavy Duty - 60mm Outer Tube

JW6


Heavy Duty Swivel Jockey Wheel
With heavy duty pin locking swivel bracket. Supplied Loose

Wheel 200mm x 50mm (8"x2")
Solid rubber with steel web bore

Lift 225mm

Unit Weight 14.3kg

Static Load Capacity 750kg



JW5HDN


Heavy Duty Jockey Wheel
No clamp

Wheel 4.10/3.50 X 4 (10")
Solid Cushion tyre with steel centre and bronze bush bore

Lift 225mm

Unit Weight 13.5kg

Static Load Capacity 1000kg



JW6Z


Heavy Duty Swivel Jockey Wheel
With heavy duty pin locking swivel bracket. Supplied loose

Wheel 200mm x 55mm (8"x2")
Rubber tyre with zinc plated steel centre and roller bearings

Lift 225mm

Unit Weight 13.6kg

Static Load Capacity 750kg



JW5HDC


Heavy Duty Jockey Wheel
With heavy duty clamp weld on

Wheel 4.10/3.50 X 4 (10")
Solid Cushion tyre with steel centre and bronze bush bore

Lift 225mm

Unit Weight 16.4kg

Static Load Capacity 1000kg



JW6HD


Heavy Duty Swivel Jockey Wheel
With heavy duty pin locking swivel bracket. Supplied loose

Wheel 4.10/3.50 X 4 (10") Solid
Cushion tyre with steel centre and bronze bush bore

Lift 225mm

Unit Weight 17.3kg

Static Load Capacity 1000kg



JW5HDLN


Heavy Duty Jockey Wheel
No clamp, long handle

Wheel 4.10/3.50 X 4 (10")
Solid Cushion tyre with steel centre and bronze bush bore

Lift 225mm


Unit Weight 13.5kg

Static Load Capacity 1000kg



Jockey Wheels

Extra Heavy Duty - 60mm Outer Tube



JW7

Extra Heavy Duty Jockey Wheel
With heavy duty swivel plates.
Supplied loose


Wheel	250mm x 50mm (10"x2") Solid rubber tyre with aluminium centre - plain bore
Lift	225mm
Unit Weight	15.8kg
Static Load Capacity	1250kg



JW7N

Extra Heavy Duty Jockey Wheel
No clamp


Wheel	250mm x 50mm (10"x2") Solid rubber tyre with aluminium centre - plain bore
Lift	225mm
Unit Weight	12.8kg
Static Load Capacity	1250kg



JW7C

Extra Heavy Duty Jockey Wheel
with heavy duty clamp weld on

Wheel	250mm x 50mm (10"x2") Solid rubber tyre with aluminium centre - plain bore
Lift	225mm
Unit Weight	15.6kg
Static Load Capacity	1250kg




JW8

Extra Heavy Duty Swivel Jockey Wheel
With heavy duty pin locking swivel bracket - Supplied loose

Wheel	250mm x 50mm (10"x2") Solid rubber tyre with aluminium centre - plain bore
Lift	225mm
Unit Weight	16.6kg
Static Load Capacity	1250kg

Jockey Wheels




JW2UBHDG

Standard swivel Jockey Wheel

With heavy duty pin locking swivel bracket welded in position. For fixing with U-Bolts suits 2", 3", 4", 5" & 6" U-Bolts. Includes heavy duty winding handle and thrust bearing.

Wheel	150mm x 50mm (6" x 2") Solid rubber with steel web bore
Lift	225mm
Unit Weight	8.5kg
Static Load Capacity	650kg
Finish	Galvanised




JW4UBHDG

Medium Swivel Jockey Wheel

With heavy duty pin locking swivel bracket welded in position. For fixing with U-Bolts suits 2", 3", 4", 5" & 6" U-Bolts. Includes heavy duty winding handle and thrust bearing.

Wheel	200mm x 55mm (8"x2") rubber with galv. steel centre and roller bearings
Lift	225mm
Unit Weight	9.9kg
Static Load Capacity	750kg
Finish	Galvanised

Medium Duty Galvanised




JW4EHGNC

Extra Height Jockey Wheel

No clamp

Wheel	200mm x 50mm (8"x2") solid rubber with steel web bore.
Lift	225mm
Unit Weight	7.6kg
Static Load Capacity	700kg
Finish	Galvanised
Ridge Spacing	82mm




JW2UBG

Standard swivel Jockey Wheel

With pin locking swivel bracket welded in position. For fixing with U-Bolts suits 2", 3", 4", 5" & 6" U-Bolts

Wheel	150mm x 50mm (6" x 2") Solid rubber with nylon web bore
Lift	225mm
Unit Weight	6.8kg
Static Load Capacity	500kg
Finish	Galvanised




JW2UBGSW

Standard Swivel Jockey Wheel

With pin locking swivel bracket welded in position. For fixing with U-Bolts suits 2", 3", 4", 5" & 6" U-Bolts

Wheel	150mm x 50mm (6" x 2") Solid rubber with Steel web bore
Lift	225mm
Unit Weight	7.0kg
Static Load Capacity	600kg
Finish	Galvanised



JW4UBG


Medium Swivel Jockey Wheel

With pin locking swivel bracket welded in position. For fixing with U-Bolts suits 2", 3", 4", 5" & 6" U-Bolts

Wheel	200mm x 55mm (8"x2") rubber with galv. steel centre and roller bearings
Lift	225mm
Unit Weight	8.8kg
Static Load Capacity	700kg
Finish	Galvanised

Jockey Wheels

Heavy Duty Galvanised



JW10UBHDG

Heavy Duty Swivel Jockey Wheel
Solid pneumatic with pin locking swivel bracket, welded in position. For fixing with U-Bolts. Suits 2", 3", 4", 5" & 6" U-Bolts

Wheel	4.10/3.50 x 4 (10") Pneumatic with galv. steel centre and bronze bore
Lift	225mm
Unit Weight	13.5kg
Static Load Capacity	1000kg
Finish	Galvanised



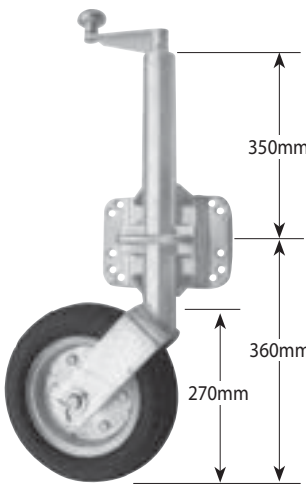
JW350X4SRG

10" solid Cushion Rubber Wheel

Bushes	19mm broze
Centre	Galvanised

JW11UBHDG

Heavy Duty Swivel Jockey Wheel
With heavy duty pin locking swivel bracket welded in low position. For fixing with U-Bolts. Suits 2", 3", 4", 5" & 6" U-Bolts. Includes heavy duty winding handle and thrust bearing.




Wheel	4.10/3.50 x 4 (10") solid cushion tyre with galv. steel centre and bronze bush bore
Lift	225mm
Unit Weight	13.5kg
Static Load Capacity	1000kg
Finish	Galvanised



JW8UBG

Extra Heavy Duty Swivel Jockey Wheel
With heavy duty pin locking swivel bracket welded in position. For fixing with ubolts. (suits 4" & 5" U-Bolts.)



Wheel	250mm x 50mm (10"x2") solid rubber tyre with aluminium centre and plain bore
Lift	225mm
Unit Weight	17.5kg
Static Load Capacity	1250kg
Finish	Galvanised

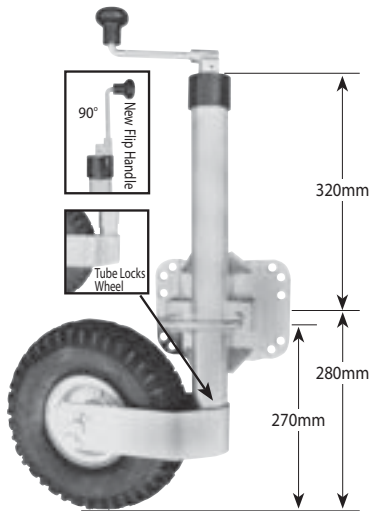
JWHDAL-250

10" Extra Heavy Duty Wheel

Tube Bore I.D.	25mm
Centre	Aluminium for JW7 and JW8 with steel bore

Jockey Wheels

Boat Galvanised

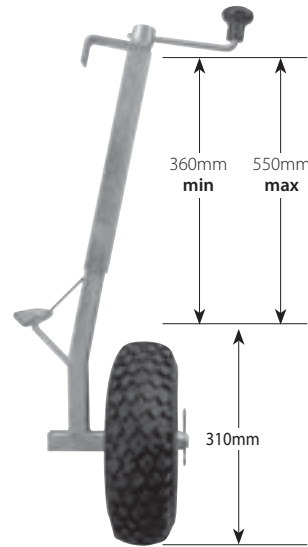


JW11UBG-LOW

Pneumatic Swivel Jockey Wheel

With pin locking swivel bracket welded in lowest position. For fixing with U-Bolts suits 2", 3", 4", 5" & 6" U-Bolts. 90 degree fork, Flip Handle

Wheel	4.10/3.50 x 4 (10") pneumatic with steel galvanised centre and bronze bush.
Lift	225mm
Unit Weight	9.9kg
Static Load Capacity	350kg
Finish	Galvanised

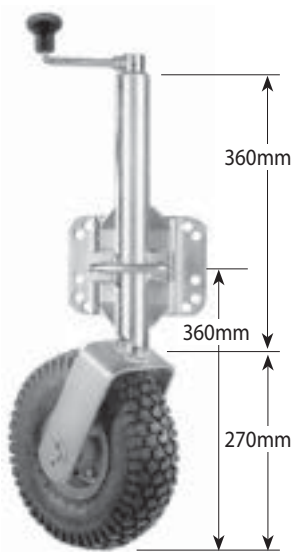


JW-TINNIE

Tinnie Mover Clamp On

Used in pairs, sold individually.

Wheel	4.10/3.50 x 4 (10") pneumatic with steel galvanised centre and bronze bush.
Unit Weight	3.6kg
Static Load Capacity	200kg
Finish	Galvanised



JW11UBG

Pneumatic Swivel Jockey Wheel

With pin locking swivel bracket welded in lower position for fixing with U-Bolts (suits 2", 3", 4", 5" & 6" U-Bolts)

Wheel	4.10/3.50 X 4 (10") pneumatic with steel centre and bearings
Lift	225mm
Unit Weight	9.1kg
Static Load Capacity	350kg
Outer tube	cut on an angle
Finish	Galvanised

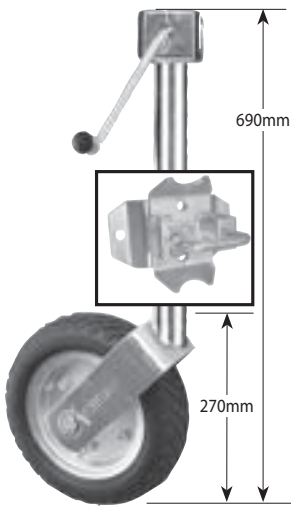
JWPNEU-GALV

Wheel	4.10/3.50 x 4 (10") pneumatic with steel galvanised centre and bronze bush.
-------	---



Jockey Wheels


Side Wind



JWSW-10LBHD

Solid Rubber Jockey Wheel
Pneumatic look, side winding and increased capacity with heavy duty pin locking swivel bracket supplied loose.

Wheel	4.10/3.50 x 4 (10") Solid cushion tyre with steel centre and bronze bush bore
Lift	225mm
Unit Weight	12.7kg
Static Load Capacity	1000kg




JWSW-2UBG

Standard Swivel Jockey Wheel
Side winding, with pin locking swivel bracket welded in lower position. For fixing with U-Bolts. Suits 2", 3", 4", 5" & 6" U-Bolts.

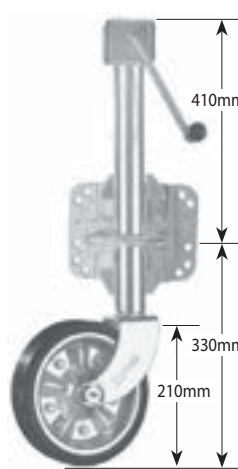
Wheel	150mm x 50mm (6"x2") Solid rubber tyre with nylon web bore
Lift	225mm
Unit Weight	7.9kg
Static Load Capacity	500kg
Finish	Galvanised

JWSW-11UBHDG



Heavy Duty Swivel Jockey Wheel
Side winding, with heavy duty pin locking swivel bracket welded in lower position. For fixing with U-Bolts. Suits 2", 3", 4", 5" & 6" U-Bolts.

Wheel	4.10/3.50 x 4 (10") solid cushion tyre with galv. steel centre and bronze bush bore
Lift	225mm
Unit Weight	13.8kg
Static Load Capacity	1000kg
Finish	Galvanised



JWSW-4ZUB

Medium Swivel Jockey Wheel
Side winding, with pin locking swivel bracket welded in position. For fixing with U-Bolts. Suits 2", 3", 4", 5" & 6" U-Bolts.

Wheel	200mm x 55mm (8"x2") rubber tyre with zinc plated steel centre and roller bearings
Lift	225mm
Unit Weight	11.7kg
Static Load Capacity	700kg
Finish	Zinc



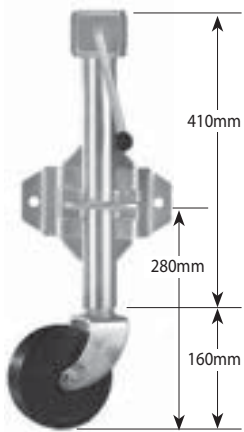
JW350X4SRG

10" Solid Cushion Rubber Wheel

Bushes	19mm bronze
Centre	Galvanised

Jockey Wheels (350kg-500kg)

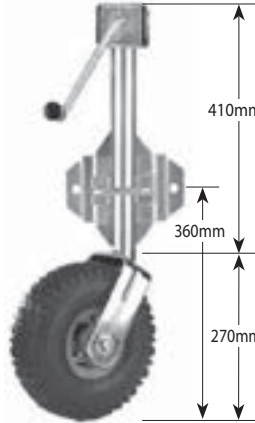
Side Wind



JWSW-2

Standard Swivel Jockey Wheel
Side winding, with pin locking swivel bracket welded in position.


Wheel	150mm x 50mm (6" x 2") Solid rubber with nylon web bore
Lift	225mm
Unit Weight	7.5kg
Static Load Capacity	500kg



JWSW-11

Pneumatic Swivel Jockey Wheel
Side winding, with pin locking swivel bracket welded in lower position.


Wheel	4.10/3.50 x 4 (10") pneumatic with steel centre and bearings
Lift	225mm
Unit Weight	9.1kg
Static Load Capacity	350kg



JWSW-2LB

Standard Swivel Jockey Wheel
Side winding, with pin locking swivel bracket supplied loose.


Wheel	150mm x 50mm (6" x 2") Solid rubber with nylon web bore
Lift	225mm
Unit Weight	7.5kg
Static Load Capacity	500kg



JWSW-SN

Standard Swivel Jockey Wheel
Side winding, No swivel bracket


Wheel	150mm x 50mm (6" x 2") Solid rubber with nylon web bore
Lift	225mm
Unit Weight	7.5kg
Static Load Capacity	500kg



JWSW-6Z

Heavy Duty Swivel Jockey Wheel
Side winding, with heavy duty pin locking swivel bracket supplied loose.

Wheel	200mm x 55mm (8" x 2") rubber tyre with zinc plated steel centre and roller bearings
Lift	225mm
Unit Weight	15.6kg
Static Load Capacity	700kg



JWSW-8

Extra Heavy Duty Swivel Jockey Wheel
Side winding, with heavy duty pin locking swivel bracket supplied loose.

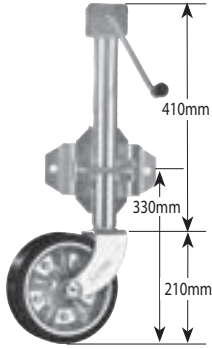
Wheel	250mm x 50mm (10" x 2") solid rubber tyre with aluminium centre - plain bore.
Lift	225mm
Unit Weight	18.0kg
Static Load Capacity	1250kg

Jockey Wheels (700kg)

Side Wind

JWSW-4ZB


Medium Swivel Jockey Wheel
Side winding, pin locking swivel bracket welded in position.



Wheel	200mm x 55mm (8"x2") rubber tyre with zinc plated steel centre and roller bearings
Lift	225mm
Unit Weight	9.1kg
Static Load Capacity	700kg

JWSW-4ZEH


Extra Height Jockey Wheel
Side winding, with clamp



Wheel	200mm x 55mm (8"x2") rubber tyre with zinc plated steel centre and roller bearings
Lift	225mm
Unit Weight	8.6kg
Static Load Capacity	700kg

JWSW-4ZEHNC

Extra Height Jockey Wheel
Side winding, No clamp



Wheel	200mm x 55mm (8"x2") rubber tyre with zinc plated steel centre and roller bearings
Lift	225mm
Unit Weight	7.7kg
Static Load Capacity	700kg

JWSW-4ZPSEH-NC

Extra Height Jockey Wheel - 145mm Short Handle
Side winding, No clamp



Wheel	200mm x 70mm (8"x3") Solid (Cushion Plastic) Wheel Plastic Bushes 16mm Plastic Centre
Lift	225mm
Unit Weight	7.6kg
Static Load Capacity	700kg

JWSW-4ZPLEH-NC

Extra Height Jockey Wheel - 240mm Long Handle
Side winding, No clamp



Wheel	200mm x 70mm (8"x3") Solid (Cushion Plastic) Wheel Plastic Bushes 16mm Plastic Centre
Lift	225mm
Unit Weight	7.7kg
Static Load Capacity	700kg

JWSW-4ZPEHNC-NHDL

Extra Height Jockey Wheel - No Handle
Side winding, No clamp



Wheel	200mm x 70mm (8"x3") Solid (Cushion Plastic) Wheel Plastic Bushes 16mm Plastic Centre
Lift	225mm
Unit Weight	7.0kg
Static Load Capacity	700kg

JWSW-SHORTHANDLE



Length	145mm
Unit Weight	0.60kg

JWSW-LONGHANDLE



Length	240mm
Unit Weight	0.70kg

JW200X3SRP



8" Solid (cushion plastic) wheel	
Plastic bushes	16mm, zinc plated centre
Unit Weight	1.55kg

Jockey Wheels

Easy Movers - Single Wheel

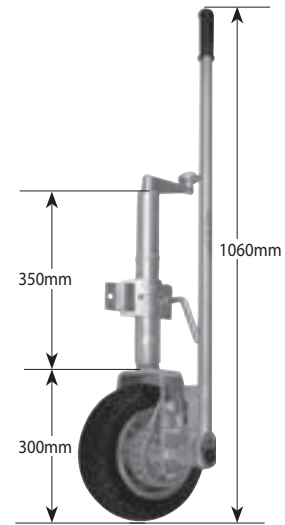


EM1

Easy Mover

Ratchet driven pneumatic jockey wheel with clamp

Wheel	4.10/3.50 x 4 (10") pneumatic with steel centre
Lift	225mm
Unit Weight	12.6kg
Static Load Capacity	350kg
Ridge Spacing	82mm



EM1S

Easy Mover

Ratchet driven solid rubber jockey wheel with clamp

Wheel	4.10/3.50 x 4 (10") solid cushion tyre with steel centre
Lift	225mm
Unit Weight	15.4kg
Static Load Capacity	750kg
Ridge Spacing	82mm

EM1NC

As above without clamp

Unit Weight	11.6kg
-------------	--------

EM1SNC

As above without clamp

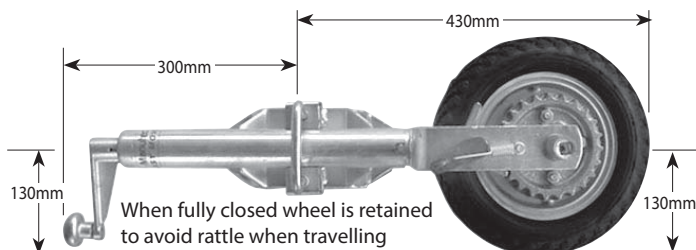
Unit Weight	14.4kg
-------------	--------

EM1SB

Easy Mover

Ratchet driven solid rubber jockey wheel. with pin locking swivel bracket welded in position

Wheel	4.10/3.50 x 4 (10") solid cushion tyre with steel centre
Lift	225mm
Unit Weight	16.5kg
Static Load Capacity	750kg



NOTE: HANDLE MUST BE REMOVED WHEN TRAVELLING



Designed for minimal effort and increased manoeuvrability EASY MOVER operates on either side of the draw bar with the same efficiency and has the unique feature of an unrestricted handle stroke. This enables the operator to determine the most comfortable drive stroke length and operating stance.

Jockey Wheels

Easy Movers - Twin Wheels

EM2S

Easymover

Twin solid rubber, cog driven, Ratchet driven jockey wheel with clamp

Wheel	4.10/3.50 x4 (10") solid cushion tyre with steel centre
Lift	225mm
Unit Weight	21.5kg
Static Load Capacity	900kg
Ridge Spacing	82mm

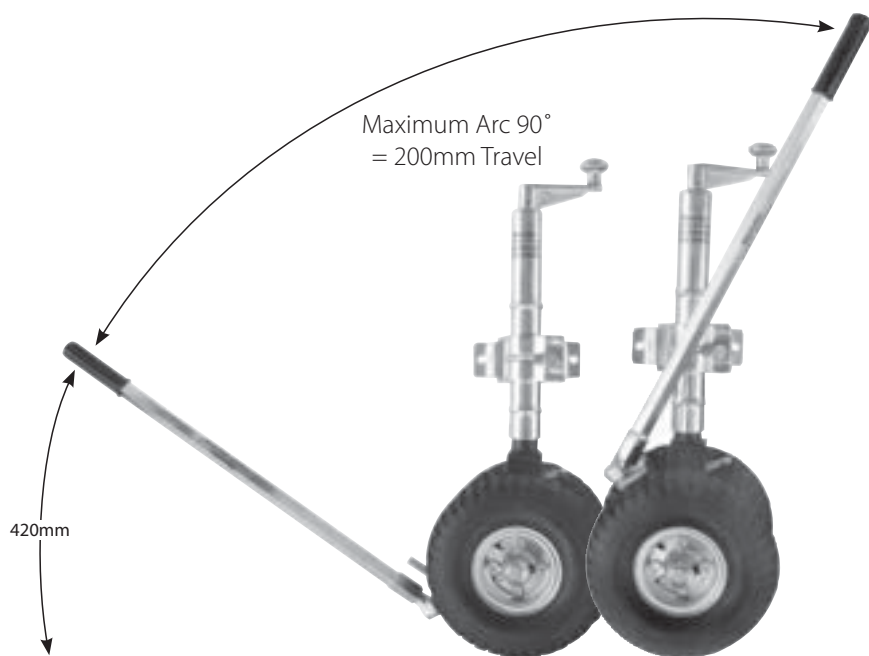


EM2P

Easymover

Twin pneumatic, cog driven jockey wheel wheel with clamp

Lift	225mm
Unit Weight	15.8kg
Static Load Capacity	600kg
Ridge Spacing	82mm



EM2PHDC

Easymover

Twin pneumatic, cog driven jockey wheel with heavy duty clamp

Lift	225mm
Unit Weight	16.6kg
Static Load Capacity	600kg
Ridge Spacing	82mm

EM2PNC

Easymover

Twin pneumatic cog driven jockey wheel, no clamp

Lift	225mm
Unit Weight	14.8kg
Static Load Capacity	600kg
Ridge Spacing	82mm



Jockey Wheels Clamps



HDCLAMP

Off on/Weld-on Clamp

To suit standard and medium range of jockey wheel and stands

Suit Other Tube	Standard 48mm & 50mm OD
Unit Weight	1.7kg
Dimensions	165mm (w) x 120mm (h)
Hole Size	12.5mm
Hole Centres	140mm (w) x 70mm (h)



HDCLAMP-M-CTP

Bolt-on/Weld-on Heavier Duty Clamp

To suit standard and medium range of jockey wheel and stands

Suit Other Tube	Standard 48mm & 50mm OD
Unit Weight	1.8kg
Dimensions	165mm (w) x 165mm (h)
Hole Size	12.5mm
Hole Centres	140mm (w) x 70mm (h)



CLAMP

Bolt-on/Weld-on Clamp

To suit standard and medium range of jockey wheel and stands

Suit Other Tube	Standard 48mm & 50mm OD
Unit Weight	0.85kg
Dimensions	165mm (w) x 70mm (h)
Hole Size	12.5mm
Hole Centres	135mm



DBCL-B/OKIT10

Double Clamp

Bolt on kit with shackle plates/bolts

Suit Other Tube	Standard 48mm & 50mm OD
Unit Weight	5.25kg
Suit draw bar	50mm x 100mm/125m/150mm
Finish	Zinc
Dimensions	190mm (w) x 190mm (h)
Hole Size	13.5mm
Plate Thickness	8mm




DOUBLE CLAMP

Weld-on Clamp

Give extra support on standard and medium range of jockey wheels and stands. Ideal for use on the extra height jockey wheels

Suit Other Tube	Standard 48mm & 50mm OD
Unit Weight	3.4kg
Dimensions	165mm (w) x 145mm (h))
Plate Thickness	8mm
Hole Size	N/A



BOAT CLAMP

Boat Clamp

To suit standard & medium jockey wheels & stands

Suit Other Tube	Standard 48mm & 50mm OD
Unit Weight	1.5kg
Finish	Galvanised
Fixing	3" U-bolts
Dimensions	195mm (w) x 135mm (h)
Hole Size	12.5mm




HDCLAMP60

Weld-on Clamp

To suit heavy duty range of jockey wheels and stands

Suits Other Tube	Heavy duty 60mm OD
Unit Weight	3.2kg
Dimensions	230mm (w) x 100mm (h)
Plate Thickness	8mm



CLAMPLH

Bolt-on/Weld-on Clamp

To suit standard and medium range of jockey wheel and stands

Suit Other Tube	Standard 48mm & 50mm OD
Unit Weight	1kg
Dimensions	165mm (w) x 70mm (h)
Hole Size	12.5mm
Hole Centres	135mm




CLAMPE

Bolt-on/Weld-on Clamp - ECO Model

Suit Other Tube	Standard 48mm & 50mm OD
Unit Weight	0.85kg
Dimensions	165mm (w) x 70mm (h)
Hole Size	12.5mm
Hole Centres	13.5mm

Jockey Wheels Swivel Brackets



LDSB1

Pin Locking Swivel Bracket Bolt-on/Weld-on
To suit standard and medium range of jockey wheels and stands


Suit Outer Tube	standard 48mm OD
Unit Weight	2.2kg
Dimensions	210mm (w) x 100mm (h)
Hole Size	13.5mm
Hole Centres	175mm
Plate Thickness	6mm



LDSB-HD

Heavier Duty Pin Locking Swivel Bracket Bolt-on/Weld-on
To suit standard and medium range of jockey wheels and stands

Suit Outer Tube	standard 48mm OD
Unit Weight	2.7kg
Dimensions	195mm (w) x 100mm (h)
Hole Size	13.5mm
Hole Centres	175mm
Plate Thickness	8mm



UBSB

Pin Locking Swivel Bracket
To suit standard and medium range of jockey wheels and stands. For fixing with U-Bolts. Suits 2", 3", 4", 5" & 6" U-Bolts.

Suit Outer Tube	standard 48mm OD
Unit Weight	2.6kg
Dimensions	195mm (w) x 140mm (h)
Plate Thickness	6mm



HDSP

Heavy Duty Swivel Plate Weld-on
To suit heavy duty range of jockey wheels and stands

Suit Outer Tube	Heavy duty 60mm OD
Unit Weight	3.3kg
Dimensions	150mm (w) x 150mm (h)
Plate Thickness	12mm



UBSB-HD

Heavier Duty Pin Locking Swivel Bracket
To suit standard and medium range of jockey wheels and stands. For fixing with U-Bolts. Suits 2", 3", 4", 5" & 6" U-Bolts.


Suit Outer Tube	standard 48mm OD
Unit Weight	3.2kg
Dimensions	195mm (w) x 140mm (h)
Plate Thickness	8mm



LDSB-C

Cast Swivel Bracket
For standard and medium range of jockey wheels

Suit Outer Tube	standard 48mm OD
Unit Weight	2.2kg
Dimensions	210mm (w) x 145mm (h)
Hole Size	12.5mm (elongated)



HDSB1

Heavy Duty Pin Locking Swivel Bracket Bolt-on/Weld-on
To suit heavy duty range of jockey wheel and stands

Suit Outer Tube	Heavy duty 60mm OD
Unit Weight	3.7kg
Dimensions	220mm (w) x 110mm (h)
Hole Size	16.5mm
Hole Centres	180mm
Plate Thickness	8mm

Jockey Wheels



JW1505013

6"/150mm Solid Rubber Wheel

Bore 13mm, nylon

Unit Weight 0.97kg



JW1505013-SW

6"/150mm Solid Rubber Wheel

Bore 13mm, steel web

Unit Weight 1.36kg



JW2005016-SW

8"/200mm Solid Rubber Wheel

Bore 16mm, steel web

Unit Weight 2.84kg



JW2005516ZC

8"/200mm Rubber Tyre

Roller Bearing 16mm, zinc steel centre

Unit Weight 2.2kg



JW2005516G

8"/200mm Rubber Tyre

Roller Bearing 16mm, Galv steel centre

Unit Weight 2.2kg



JWPNEU-STEEL

10" Pneumatic wheel

Bearing 19mm, Red steel centre

Unit Weight 1.7kg



JWPNEU-GALV

10" Pneumatic wheel

Bronze Bushes 19mm, Galv centre

Unit Weight 1.73kg



EM1-WHEEL

10" Pneumatic wheel
Ratchet cog for EM1

Unit Weight 3.43kg



EM2P-WHEEL

10" Pneumatic wheel
For EM2P

Unit Weight 2.1kg



JW350X4SR

10" Solid (cushion rubber) wheel

Bronze bushes 19mm, zinc plated centre

Unit Weight 4.7kg



JW350X4SRG

10" Solid (cushion rubber) wheel

Bronze bushes 19mm, Galv centre

Unit Weight 4.95kg



EM1S-WHEEL

10" Solid (cushion rubber) wheel
Ratchet cog for EM1S

Bronze bushes 19mm, Galv centre

Unit Weight 6.76kg



EM2S-WHEEL

10" Solid (cushion rubber) wheel
For EM2S

Bronze bushes 19mm, Zinc centre

Unit Weight 5kg



JWHDAL-250

10" Extra Heavy Duty Wheel
For JW7/8 with aluminium centre

Bore 25mm Steel Bore

Unit Weight 3.69kg



JW150X2SRP

6" Solid (cushion plastic) wheel

Plastic bushes 12.5mm, zinc plated centre

Unit Weight 1.15kg



JW200X3SRP

8" Solid (cushion plastic) wheel

Plastic bushes 16mm, zinc plated centre

Unit Weight 1.55kg

Spare Parts



JWAXLE13
Axle - 1/2" (13mm)
To suit JW1/1EH/2 models.

Unit weight 0.11kg



JWAXLE16
Axle - 5/8" (16mm)
To suit JW4/4EH/5 models.

Unit weight 0.2kg



JWAXLE19
Axle - 3/4" (19mm)
To suit JW7 & JW8 models.

Unit weight 0.42kg



EM1- AXLEBOLT
HT Bolt and Nut
For fixing EM1 wheel to axle

Unit weight 0.28kg



JWSCREW16
Lifting Screw - 16mm (5/8") power thread
For all standard /HD models

Unit weight 0.40kg



JWSCREW20
Lifting Screw - 20mm (3/4") power thread
For Extra /HD models

Unit weight 0.65kg



JWSWCREW16
Lifting screw - 16mm power thread
For standard side wind models

Unit weight 0.60kg



JWSWCREW16-HD
Lifting screw, 16mm power thread
For H/D models to suit ASHD-SQ and heavy duty jockey wheel models

Unit weight 0.60kg



BALLBEARING19
Ball bearing 19mm (3/4")
To suit pneumatic wheels.

Unit weight 0.42kg



JWNUTSTD
Lifting nut
To suit 16mm screw, for all 40mm OD inner tube.

Unit weight 0.16kg



JWNUT5/6
Lifting nut - 16mm
To suit JW5/6/5HD/6HD.

Unit weight 0.20kg



JWNUT7/8
Lifting nut - 20mm
To suit JW7/JW8.

Unit weight 0.20kg



BALLBEARING16
Ball bearing 16mm (5/8")
To suit pneumatic wheels.

Unit weight 0.42kg



JWAXLE-EM1
Axle To suit EM1 Easymover socket, to suit ratchet handle

Unit weight 0.73kg



JWAXLE20
Axle - 3/4" (20mm)
To suit JW9/10/10HD/11HD Models. includes washer spacers and split pins

Unit weight 0.35kg



EM1 RATCHARM
Ratchet Handle, Complete
For EM1

Unit weight 2.17kg



JWBTR12
Thrust Race Bearing 1/2 (12mm)
Suit all JWSW-4

ID	12mm
OD	26mm



JWBTR16
Thrust Race Bearing
For all standard models

ID	16mm
OD	30.5mm



JWBTR16-S
SLIM To suit SIDE WIND JOCKEY WHEELS,
Thrust Race Bearing 5/8 (16mm) suit all standard

ID	15mm
OD	32mm



JWBTR20
Thrust Race Bearing
For all HD models

ID	17mm
OD	35mm



JWSW-BB
Bronze bush 12mm
Suit side winding jockey wheels

Unit weight ?? kg



JWBUSH7/8
Steel Bush
to suit JW7/JW8 - JWHDAL-250 - JWAXLE19

Unit weight ?? kg




BRONZBUSHES19
Bronze bushes (2) 19mm bore
For galv. pneumatic wheels

Unit weight 0.38kg



JWBTR30
Thrust Race Bearing
For all HD models


ID	20mm
OD	40mm



ROLL PIN
4mm X 21mm

BEVGEARS-MK
2 pcs Bevel Gears For ASSW-M models

OD	35.55mm
Teeth	15



ROLL PIN
4mm X 21mm

BEVGEARS-DL/HK
2 pcs Bevel Gears For ASSW-DL/H models

OD	47.75mm
Teeth	17

Spare Parts



JWHANDLE-RP
Handle Roll Pin -Plastic Knob
For all standard jockey wheels

Unit Weight 0.25kg



JWHANDLE-GS
Handle Grub Screw
For all standard jockey wheels pre 01

Unit Weight 0.25kg



JWHANDLE-ECO
Handle
Suit economy range - MANU-ECO

Unit Weight 0.25kg



JWHANDLE-RPST
Handle Roll Pin-Steel Knob
Fits all standard jockey wheels

Unit Weight 0.25kg



LDSB-HD-HANDLE
Handle
For LDSB-HD swivel bracket
with spring

Unit Weight 0.33kg



LDSB-HANDLE
Handle Set
To suit LDSB1 swivel bracket
complete with spring/washers/pins

Unit Weight 0.33kg



HDSB-HANDLE
Handle Set
To suit HDSB1 swivel bracket
complete with spring/washers/pins

Unit Weight 0.69kg



JWITNF9/10
Inner Tube with Nut and Fork
To suit JW9/10/11

Unit weight 2.8kg



JWROLLPIN
Roll Pin
For standard jockey wheel handle

Dimensions 4mm x 29mm



ROLLPIN5MMX30MM
Roll Pin Bulk Pack 100 pcs
For jockey wheel heavy duty handle

Dimensions 5mm x 30mm




ROLLPIN5MMX30MM
Roll Pin
For jockey wheel heavy duty handle

Dimensions 5mm x 30mm



JWITNF1/2
Inner Tube with Nut and Fork
To suit JW1/2 including
variations of these models

Unit weight 1.5kg



JWHANDLE-HDS
Handle Heavy Duty Roll Pin
Standard length

Unit Weight 0.55kg



JWHANDLE-HDL
Handle Heavy Duty Roll Pin
Extra long length

Unit Weight 0.7kg



JW-PLASHANDGRIP
Plastic Handle Grip
Suit all standard jockey wheel handles

Unit Weight 0.10kg



JWITNF4
Inner Tube with Nut and Fork
To suit JW1/2 including
variations of these models

Unit weight 1.5kg



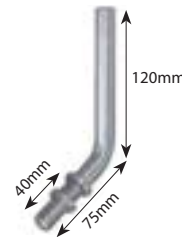
CLAMPHANDLE
Clamp Handle
To suit standard clamp complete
with retaining washer

Unit Weight 0.18kg



HD48CLAMPHDL
Handle for HD Clamp 48mm
Standard tube with retaining bar

Unit Weight 0.65kg



HD60CLAMPHDL
Handle for Heavy Duty Clamp 60mm
Heavy duty tube with washer

Diameter 16mm

Unit Weight 0.33kg



DBCLAMPHDL
Handle Set for Double Clamp
complete with retaining bar

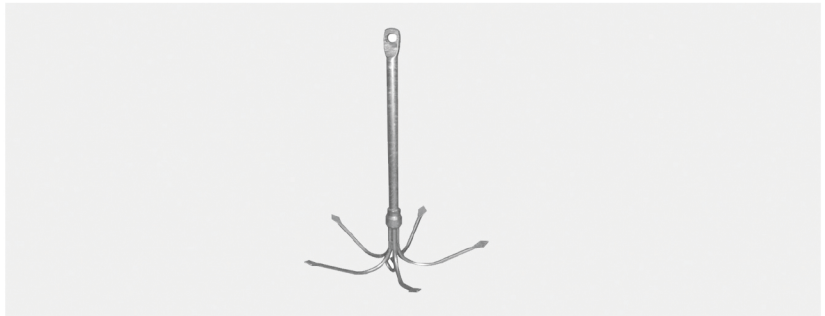

Unit Weight 0.75kg



MSP-DBCL
Multi Hole Drawbar Shackle Plate
- Zinc
(Same as from DBCL-B/OKIT)

Unit weight 0.7kg

Section 3 Marine Trailer Parts



Trailer Rollers & Brackets

Spindles	Suit 2" 13mm Diameter	Suit 3" 16mm Diameter	Suit 4" 16mm Diameter	Suit 4.5" 16mm Diameter	Suit 6" 16mm Diameter	Suit 8" 16mm Diameter	Suit 8" 19mm Diameter	Suit 12" 24mm Diameter
Red Poly Suits Fibreglass Boats	Suit 2"	Suit 3"	Suit 4"	Suit 4.5"	Suit 6"	Suit 8"	Suit 8"	Suit 12"
Blue Poly Suits Aluminium Boats	Suit 2"	Suit 3"	Suit 4"	Suit 4.5"	Suit 6"	Suit 8"	Suit 8"	Suit 12"
Grey Rubbler Suits Fibreglass Boats	Suit 4"	Suit 4.5"	Suit 6"	Suit 8"	Suit 8"	Suit 12"		
Black Rubbler Suits Aluminium Boats	Suit 4"	Suit 4.5"	Suit 6"	Suit 8"	Suit 8"	Suit 12"		
Roller Brackets	Suit 4"	Suit 4.5"	Suit 6"	Suit 8"	Suit 8"	Suit 12"		



Boat Rollers

Grey Rubber - Non Marking

CRGR78X16

3" Cotton Reel
Grey, Non Marking
Bore: 16mm
Rubber Hardness: 75 duro
Suits Fibreglass Boats



Note: Press to fit onto 16mm shaft.
Shaft to turn in bracket.

CRGR78X16-R

3" Cotton Reel
Grey, Non Marking
Bore: 16mm
Rubber Hardness: 75 duro
Retail Pack
Suits Fibreglass Boats



Note: Press to fit onto 16mm shaft.
Shaft to turn in bracket.

CRGR105X16

4" Cotton Reel
Grey, Non Marking
Bore: 16mm
Rubber Hardness: 75 duro
Suits Fibreglass Boats



Note: Press to fit onto 16mm shaft.
Shaft to turn in bracket.

CRGR105X16-R

4" Cotton Reel
Grey, Non Marking
Bore: 16mm
Rubber Hardness: 75 duro
Retail Pack
Suits Fibreglass Boats



Note: Press to fit onto 16mm shaft.
Shaft to turn in bracket.

CRGR118X16

4.5" Cotton Reel
Grey, Non Marking
Bore: 16mm
Rubber Hardness: 75 duro
Suits Fibreglass Boats



Note: Press to fit onto 16mm shaft.
Shaft to turn in bracket.

CRGR118X16-R

4.5" Cotton Reel
Grey, Non Marking
Bore: 16mm
Rubber Hardness: 75 duro
Retail Pack
Suits Fibreglass Boats



Note: Press to fit onto 16mm shaft.
Shaft to turn in bracket.

CRGR150X16

6" Cotton Reel
Grey, Non Marking
Bore: 16mm
Rubber Hardness: 75 duro
Suits Fibreglass Boats



Note: Press to fit onto 16mm shaft.
Shaft to turn in bracket.

CRGR150X16-R


6" Cotton Reel
Grey, Non Marking
Bore: 16mm
Rubber Hardness: 75 duro
Retail Pack
Suits Fibreglass Boats



Note: Press to fit onto 16mm shaft.
Shaft to turn in bracket.

CRGR150X20

6" Cotton Reel
Grey, Non Marking
Bore: 20mm
Rubber Hardness: 75 duro
Suits Fibreglass Boats



Note: Press to fit onto 20mm shaft.
Shaft to turn in bracket.

CRGR158X16

6" Sydney Type
Grey, Non Marking
Bore: 16mm
Rubber Hardness: 75 duro
Suits Fibreglass Boats



Note: Press to fit onto 16mm shaft.
Shaft to turn in bracket.

CRGR94X16

3.5" Cotton Reel
Grey, Non Marking
Bore: 16mm
Rubber Hardness: 75 duro
Suits Fibreglass Boats



Note: Press to fit onto 16mm shaft.
Shaft to turn in bracket.

BRGR64X16

2 Piece Bow Protector
Grey, Non Marking
Bore: 16mm
Rubber Hardness: 75 duro
Suits Fibreglass Boats




Boat Rollers

Grey Rubber - Non Marking

CRGR200X16

8" Cotton Reel
 Grey, Non Marking
 Bore: 16mm
 Rubber Hardness:
 75 duro
 Suits Fibreglass Boats




Carton Qty: 40
 Unit Weight: 0.60kg

Note: Press to fit onto 16mm shaft. Shaft to turn in bracket.

PRGR300X24

12" Parallel
 Grey, Non Marking
 Bore: 24mm
 Rubber Hardness:
 75 duro
 Suits Fibreglass Boats




Carton Qty: 18
 Unit Weight: 1.64kg

Note: Press to fit onto 24mm shaft. Shaft to turn in bracket.

CRGR200X20

8" Cotton Reel
 Grey, Non Marking
 Bore: 20mm
 Rubber Hardness:
 75 duro
 Suits Fibreglass Boats




Carton Qty: 40
 Unit Weight: 0.57kg

Note: Press to fit onto 20mm shaft. Shaft to turn in bracket.

PRGR200X16

8" Parallel
 Grey, Non Marking
 Bore: 16mm
 Rubber Hardness:
 75 duro
 Suits Fibreglass Boats



Carton Qty: 17
 Unit Weight: 1.30kg

Note: Press to fit onto 16mm shaft. Shaft to turn in bracket.

VRGR200X20

8" Vee Roller
 Grey, Non Marking
 Bore: 20mm
 Rubber Hardness:
 75 duro
 Suits Fibreglass Boats




Carton Qty: 40
 Unit Weight: 0.62kg

Note: Press to fit onto 20mm shaft. Shaft to turn in bracket.

PRGR200X19

8" Parallel
 Grey, Non Marking
 Bore: 19mm
 Rubber Hardness:
 75 duro
 Suits Fibreglass Boats




Carton Qty: TBC
 Unit Weight: TBC

Note: Press to fit onto 19mm shaft. Shaft to turn in bracket.

DBGR300X24

12" Dog Bone
 Grey, Non Marking
 Bore: 16mm
 Rubber Hardness:
 75 duro
 Suits Fibreglass Boats




Carton Qty: 18
 Unit Weight: 1.19kg

Note: Press to fit onto 24mm shaft. Shaft to turn in bracket.

PRGR200X20

8" Parallel
 Grey, Non Marking
 Bore: 20mm
 Rubber Hardness:
 75 duro
 Suits Fibreglass Boats




Carton Qty: 20
 Unit Weight: 1.20kg

Note: Press to fit onto 20mm shaft. Shaft to turn in bracket.

PRGR300X16

12" Parallel
 Grey, Non Marking
 Bore: 16mm
 Rubber Hardness:
 75 duro
 Suits Fibreglass Boats




Carton Qty: 18
 Unit Weight: 1.80kg

Note: Press to fit onto 16mm shaft. Shaft to turn in bracket.

PRGR300X20

12" Parallel
 Grey, Non Marking
 Bore: 20mm
 Rubber Hardness:
 75 duro
 Suits Fibreglass Boats



Carton Qty: 18
 Unit Weight: 1.72kg


Note: Press to fit onto 16mm shaft. Shaft to turn in bracket.

Boat Rollers

Black Rubber

CRBK200X16

8" Cotton Reel
Black Rubber
Tube Bore: 16.5mm
Suits Aluminium Boats



Carton Qty: 30
Unit Weight: 1.70kg

Note: Loose fit in 16mm shaft. Roller turns on shaft.

CRBK75X17

3" Cotton Reel
Black Rubber
Bore: 17mm
Rubber Hardness: 85 duro
Suits Aluminium Boats




Carton Qty: 120
Unit Weight: 0.19kg

Note: Loose fit in 16mm shaft. Roller turns on shaft.

CRBK200X20

8" Cotton Reel
Black Rubber
Tube Bore: 20mm
Suits Aluminium Boats



Carton Qty: 40
Unit Weight: 0.57kg

Note: Loose fit in 19mm shaft. Roller turns on shaft.

CRBK105X17

4" Sydney Type
Black Rubber
Bore: 17mm
Rubber Hardness: 85 duro
Suits Aluminium Boats



Carton Qty: 108
Unit Weight: 0.25kg

Note: Loose fit in 16mm shaft. Roller turns on shaft.

VRBK200X21

8" Vee Roller
Black Rubber
Bore: 21mm
Suits Aluminium Boats



Carton Qty: 40
Unit Weight: 0.67kg

Note: Loose fit in 20mm shaft. Roller turns on shaft.

CRBK158X17-R

6" Sydney Type
Black Rubber
Bore: 17mm
Rubber Hardness: 85 duro
RETAIL PACK
Suits Aluminium Boats

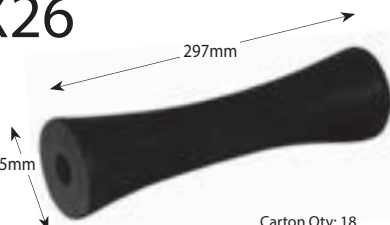


Carton Qty: 72
Unit Weight: 0.35kg

Note: Loose fit in 16mm shaft. Roller turns on shaft.

DBBK300X26

12" Dog Bone
Black Rubber
Bore: 26mm
Suits Aluminium Boats




Carton Qty: 18
Unit Weight: 1.22kg

Note: Loose fit in 25mm shaft. Roller turns on shaft.

PRBK200X17

8" Parallel
Black Rubber
Bore: 17mm
Suits Aluminium Boats




Carton Qty: 20
Unit Weight: 1.08kg

Note: Loose fit in 16mm shaft. Roller turns on shaft.

PRBK300X17

12" Parallel
Black Rubber
Bore: 17mm
Suits Aluminium Boats




Carton Qty: 18
Unit Weight: 2.00kg

Note: Loose fit in 16mm shaft. Roller turns on shaft.

PRBK300X20
Also available

PRBK200X20

8" Parallel
Black Rubber
Bore: 20mm
Suits Aluminium Boats




Carton Qty: 20
Unit Weight: 1.09kg

Note: Loose fit in 19mm shaft. Roller turns on shaft.

PRBK300X26

12" Parallel
Black Rubber
Bore: 26mm
Suits Aluminium Boats




Carton Qty: 18
Unit Weight: 1.82kg

Note: Loose fit in 25mm shaft. Roller turns on shaft.

PRBK200X26

8" Parallel
Black Rubber
Bore: 26mm
Suits Aluminium Boats



Carton Qty: TBC
Unit Weight: TBC

Note: Loose fit in 25mm shaft. Roller turns on shaft.

Boat Rollers

V Blocks/Caps - Black Rubber

CRBK118X16

4.5" Cotton Reel
 Black Rubber
 Bore: 16.5mm
 Rubber Hardness: 85 duro
 Suits Aluminium Boats

Note: Loose fit in 16mm shaft. Roller turns on shaft.



Carton Qty: 40
 Unit Weight: 0.60kg

VBBK75X12

3" V Block
 Black Rubber
 Bore: 12mm
 Rubber Hardness: 85 duro
 Suits Aluminium Boats



CRBK150X16

6" Cotton Reel
 Black Rubber
 Bore: 16.5mm
 Rubber Hardness: 85 duro
 Suits Aluminium Boats

Note: Loose fit in 16mm shaft. Roller turns on shaft.



Carton Qty: 55
 Unit Weight: 0.48kg

CRBK150X20
 Also available

VBBK100X15

4" V Block
 Black Rubber
 Bore: 15mm
 Rubber Hardness: 85 duro
 Suits Aluminium Boats



CRBK158X17

6" Sydney Type
 Black Rubber
 Bore: 17mm
 Rubber Hardness: 85 duro
 Suits Aluminium Boats

Note: Loose fit in 16mm shaft. Roller turns on shaft.



Carton Qty: 72
 Unit Weight: 0.35kg

VBBKLGEX12

Large V Block
 Black Rubber
 Bore: 12mm
 Rubber Hardness: 85 duro
 Suits Aluminium Boats



PRBK118X17

4.5" Parallel
 Black Rubber
 Bore: 17mm
 Rubber Hardness: 85 duro
 Suits Aluminium Boats

Note: Loose fit in 17mm shaft. Roller turns on shaft.



Carton Qty: TBC
 Unit Weight: TBC

TCBK2.5

2 1/2" Taper Boat Roller
 Black Rubber
 Bore: 17mm
 Rubber Hardness: 85 duro
 Suits Aluminium Boats



RCBK2.5

2 1/2" Round Roller
 Black Rubber
 Bore: 17mm
 Rubber Hardness: 85 duro
 Suits Aluminium Boats



JSBBK100X14

4" Bow Jet Ski Roller
 Black Rubber
 Bore: 14mm
 Rubber Hardness: 85 duro
 Suits Aluminium Boats



Boat Rollers

Blue Poly - Aluminium Boat

CRBB50X13

2" Bow Roller

Blue Poly (Hard)

Bore: 13mm

Suits Aluminium Boats



Carton Quantity: 20

CRBB75X17

3" Bow Roller

Blue Poly (Hard)

Bore: 17mm

Suits Aluminium Boats



Carton Quantity: 100

CRBB100X17

4" Bow Roller

Blue Poly (Hard)

Bore: 17mm

Suits Aluminium Boats



Carton Quantity: 110

CRBB115X17

4 1/2" Bow Roller

Blue Poly (Hard)

Bore: 17mm

Suits Aluminium Boats



Carton Quantity: 70

CRBB150X17

6" Bow Roller

Blue Poly (Hard)

Bore: 17mm

Suits Aluminium Boats



Carton Quantity: 50

CRBB200X17

8" Bow Roller

Blue Poly (Hard)

Bore: 17mm & 21mm

Suits Aluminium Boats



Carton Quantity: 40

CRBS150X17

6" Sydney Type Roller

Blue Poly (Hard)

Bore: 17mm

Suits Aluminium Boats



Carton Quantity: 65

CRBS200X17

8" Sydney Type Roller

Blue Poly (Hard)

Bore: 17mm & 21mm

Suits Aluminium Boats



Carton Quantity: 40

VRBB200X17

VRBB200X21

8" Vee Roller

Blue Poly (Hard)

Bore: 17mm & 21mm

Suits Aluminium Boats



Carton Quantity: 40

VRBB300X26

12" Vee Roller

Blue Poly (Hard)

Bore: 26mm

Suits Aluminium Boats



Carton Quantity: 40

SCBB150X17

6" Self Centering Roller

Blue Poly (Hard)

Bore: 17mm

Suits Aluminium Boats



Carton Quantity: 50

SCBB200X17

8" Self Centering Roller

Blue Poly (Hard)

Bore: 17mm & 21mm

Suits Aluminium Boats



Carton Quantity: 40

Boat Rollers

Red Poly - Fibreglass Boats

TAPRP2.5X17

2 1/2" Tapered Roller
Red Poly (Soft)
Bore: 17mm
Suits Fibreglass Boats



Carton Quantity: 20

RRP2.5X17

2 1/2" Round Roller
Red Poly (Soft)
Bore: 17mm
Suits Fibreglass Boats



Carton Quantity: 20

CRRP50X13

2" Bow Roller
Red Poly (Soft)
Bore: 13mm
Suits Fibreglass Boats



Carton Quantity: 20

CRRP75X17

3" Bow Roller
Red Poly (Soft)
Bore: 17mm
Suits Fibreglass Boats



Carton Quantity: 20

CRRP100X17 CRRP115X17 CRRP150X17

4", 4.5", 6" Bow Roller
Red Poly (Soft)
Bore: 17mm
Suits Fibreglass Boats



Carton Quantity: 20

CRRP200X17 CRRP200X21

8" Bow Roller
Red Poly (Soft)
Bore: 17mm & 21mm
Suits Fibreglass Boats



Carton Quantity: 20

CRRS150X17

6" Sydney Type Roller
Red Poly (Soft)
Bore: 17mm
Suits Fibreglass Boats



Carton Quantity: 20

CRRS200X17

8" Sydney Type Roller
Red Poly (Soft)
Bore: 17mm
Suits Fibreglass Boats



Carton Quantity: 20

VRRP200X21

Red Poly (Soft)
Bore: 21mm
Suits Fibreglass Boats



Carton Quantity: 20

VRRP300X17 VRRP300X21

12" Vee Roller
Red Poly (Soft)
Bore: 17mm & 21mm
Suits Fibreglass Boats
Carton Quantity: 20



SCRP150X17

6" Self Centering Roller
Red Poly (Soft)
Bore: 17mm
Suits Fibreglass Boats



Carton Quantity: 20

SCRP200X17 SCRP200X21

8" Self Centering Roller
Red Poly (Soft)
Bore: 17mm & 21mm
Suits Fibreglass Boats
Carton Quantity: 20



Boat Rollers

Red Poly - Fibreglass Boats

SKRP150X17

6" Super Keel

Red Poly (Soft)

Bore: 17mm

Suits Fibreglass Boats



Carton Quantity: 20

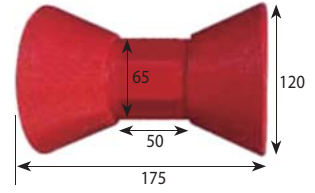
JRRP175X17

7" Jumbo Roller

Red Poly (Soft)

Bore: 17mm

Suits Fibreglass Boats



Carton Quantity: 20

PRRP115X72X17

4 1/2" Parallel Roller

Red Poly (Soft)

Bore: 17mm

Diameter: 72mm

Suits Fibreglass Boats



Carton Quantity: 20

PRRP150X63X17

6" Parallel Roller

Red Poly (Soft)

Bore: 17mm

Diameter: 63mm

Suits Fibreglass Boats



Carton Quantity: 20

PRRP200X72X21

8" Parallel Roller

Red Poly (Soft)

Bore: 21mm

Diameter: 72mm

Suits Fibreglass Boats



Carton Quantity: 20

PRRP300X72X25

12" Parallel Roller

Red Poly (Soft)

Bore: 25mm

Diameter: 72mm

Suits Fibreglass Boats



Carton Quantity: 20

VBRP50X12

2" V Block

Red Poly (Soft)

Bore: 12mm

Suits Fibreglass Boats



Carton Quantity: 30

VBRP75X14

3" V Block

Red Poly (Soft)

Bore: 14mm

Suits Fibreglass Boats



Carton Quantity: 30

VBRP100X14

4" V Block

Red Poly (Soft)

Bore: 14mm

Suits Fibreglass Boats



Carton Quantity: 30

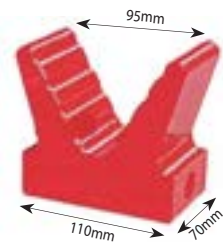
VBRPLGEX20

Large V Block

Red Poly (Soft)

Bore: 20mm

Suits Fibreglass Boats



Carton Quantity: 30

Wobble Rollers

Smooth

WRSBK90X100X20

4" x 3.5" Wobble (Smooth)
 Black Poly on Black Poly Centre
 Bore: 20mm to suit
 16mm shaft.



Carton Qty: 45
 Unit Weight: 0.45kg

WRSBK90X100X26

4" x 3.5" Wobble (Smooth)
 Black Poly on Black Poly Centre
 Bore: 26mm to suit
 20mm shaft.



Carton Qty: 45
 Unit Weight: 0.45kg

WRSB90X100X20


4" x 3.5" Wobble (Smooth)
 Blue Poly on Black Poly Centre
 Bore: 20mm to suit
 16mm shaft.



Carton Qty: 45
 Unit Weight: 0.45kg

WRSB90X100X26

4" x 3.5" Wobble (Smooth)
 Blue Poly on Black Poly Centre
 Bore: 26mm to suit
 20mm shaft.



Carton Qty: 45
 Unit Weight: 0.45kg

WRSR90X100X20

4" x 3.5" Wobble (Smooth)
 Red Poly on Black Poly Centre
 Bore: 20mm to suit
 16mm shaft.



Carton Qty: 45
 Unit Weight: 0.45kg

WRSR90X100X26

4" x 3.5" Wobble (Smooth)
 Red Poly on Black Poly Centre
 Bore: 26mm to suit
 20mm shaft.



Carton Qty: 45
 Unit Weight: 0.45kg

Wobble Rollers

Grooved

WRPR75X125X24

3" x 5" Wobble, Poly

Red Poly on Grey Poly Centre

Bore: 24mm, white nylon
insert core to suit
20mm shaft.



Carton Qty: 36
Unit Weight: 0.53kg

WRGG72X112X25

3" x 4" Wobble, Grooved

Grey, Non Marking Rubber

Bore: 25mm, to suit
20-22mm shaft.




Carton Qty: 36
Unit Weight: 0.71kg

WRPB75X125X24

3" x 5" Wobble, Poly

Blue Poly on Grey Poly Centre

Bore: 24mm, white nylon
insert core to suit
20mm shaft.



Carton Qty: 36
Unit Weight: 0.53kg

WRGG90X112X25

4" x 4" Wobble, Grooved

Grey, Non Marking Rubber

Bore: 25mm, to suit
20-22mm shaft.
Also available in retail pack
WRGG90X112X25-R



Carton Qty: 24
Unit Weight: 0.90kg

WRPG75X125X24

3" x 5" Wobble, Poly

Grey Poly on Grey Poly Centre

Bore: 24mm, white nylon
insert core to suit
20mm shaft.



Carton Qty: 36
Unit Weight: 0.53kg

WRPG75X100X20

3" x 4" Wobble, Poly

Grey Poly on Black Poly Centre

Bore: 20mm
Insert core to suit
16mm shaft.



Carton Qty: 45
Unit Weight: 0.40kg

WRPB75X100X20

3" x 4" Wobble, Poly

Blue Poly on Black Poly Centre

Bore: 20mm
Insert core to suit
16mm shaft.



Carton Qty: 45
Unit Weight: 0.40kg

WRPR75X100X20

3" x 4" Wobble, Poly

Red Poly on Black Poly Centre

Bore: 20mm
Insert core to suit
16mm shaft.



Carton Qty: 45
Unit Weight: 0.40kg

Miscellaneous Boat Trailer Parts

FECB75X13
 3" Front End Cap
 Blue Poly (Hard)
 Bore: 13mm
 Diameter: 69mm



Carton Quantity: 100

FECRP18
 End Cap
 Red Poly (Soft)
 Bore: 18mm
 Diameter: 69mm



Carton Quantity: 100

TBBL1500
 Trailer Block
 Blue Poly (Hard)
 Length: 1.5m



Carton Quantity: 10

TBBL300
 Trailer Block
 Blue Poly (Hard)
 Length: 300mm



Carton Quantity: 10

TS3M-CH
 Teflon Strip 3m
 Blue - Channel

For use as Boat Skid
 Width: 50mm
 Length: 3m



VBBK75X12
 3" V Block
 Black Rubber
 Suits Aluminium Boats
 Bore: 12mm



Carton Quantity: 50

VBBK100X15
 4" V Block
 Black Rubber
 Suits Aluminium Boats
 Bore: 15mm



Carton Quantity: 40

VBBKLGEX12
 Large V Block
 Black Rubber
 Suits Aluminium Boats
 Bore: 12mm




Carton Quantity: 18

VBRP50X12
 2" V Block
 Red Poly (Soft)
 Suits Fibreglass Boats
 Bore: 12mm



Carton Quantity: 30

VBRP100X14
 4" V Block
 Red Poly (Soft)
 Suits Fibreglass Boats
 Bore: 14mm



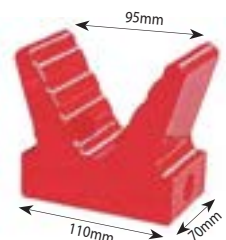
Carton Quantity: 30

VBRP75X14
 3" V Block
 Red Poly (Soft)
 Suits Fibreglass Boats
 Bore: 14mm



Carton Quantity: 30

VBRPLGEX20
 Large V Block
 Red Poly (Soft)
 Suits Fibreglass Boats
 Bore: 20mm



Carton Quantity: 30

Boat Roller Bracket

GBKT4X16CR
4 Inch Standard Roller Bracket
Galvanised - To suit 16mm Spindle

As shown with Spindle code SPIND4X16G and Roller code CRGR105X16

Bulk Code 3861

GBKT4X16CR-SP
4 Inch Single Post Roller Bracket
Galvanised

As shown with Spindle code SPIND4X16G and Roller code CRGR105X16

Bulk Code 3833

GBKT4.5X16CR
4 1/2 Inch Standard Roller Bracket
Galvanised - To suit 16mm Spindle

As shown with Spindle code SPIND4.5X16G and Roller code CRGR118X16

Bulk Code 3864

GBKT4.5X16CR-SP
4 1/2 Inch Single Post Roller Bracket
Galvanised

As shown with Spindle code SPIND4.5X16G and Roller code CRGR118X16

Bulk Code 3832

GBKT6X16CR
6 Inch Standard Roller Bracket
Galvanised - To suit 16mm Spindle

As shown with Spindle code SPIND6X16G and Roller code CRGR150X16

Bulk Code 3862

GBKT6X16CR-TP
6 Inch Twin Post Roller Bracket
Galvanised

As shown with Spindle code SPIND6X16G and Roller code CRGR150X16

Bulk Code 3834

GBKT8X16CR
8 Inch Standard Roller Bracket
Galvanised - To suit 16mm Spindle

As shown with Spindle code SPIND8X16G and Roller code CRGR200x16

Bulk Code 3863

GBKT8X16CR-TP
8 Inch Twin Post Roller Bracket
Galvanised

As shown with Spindle code SPIND8X16G and Roller code CRGR200x16

Bulk Code 3835

GBKT8X19CR
8 Inch Standard Roller Bracket
Galvanised - To suit 19mm Spindle

As shown with Spindle code SPIND8X19G and Roller code CRGR200x20

Bulk Code TBC

GBKT8X19CR-TP
8 Inch Twin Post Roller Bracket
Galvanised

As shown with Spindle code SPIND8X19G and Roller code VRGR200x20

Bulk Code TBC

GBKT12X24CR
12 Inch Standard Roller Bracket
Galvanised - To suit 24mm Spindle

As shown with Spindle code SPIND12X24G and Roller code PRGR300x24



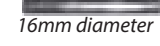
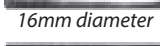
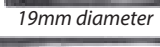

Bulk Code 3990

GBKT12X24CR-TP
12 Inch Twin Post Roller Bracket
Galvanised

As shown with Spindle code SPIND12X24G and Roller code PRGR300x24

Bulk Code 3836

Zinc Spindles

-  SPIND4X16Z - spindle to suit 4 inch roller
-  SPIND4.5X16Z - spindle to suit 4 1/2 inch roller
Bulk Code 3875H
-  SPIND6X16Z - spindle to suit 6 inch roller
Bulk Code 3872H
-  SPIND8X16Z - spindle to suit 8 inch roller
-  SPIND8X19Z - spindle to suit 8 inch roller
Bulk Code 3873H
-  SPIND12X24Z - spindle to suit 12 inch roller


Galvanised Spindles

-  SPIND4X16G - spindle to suit 4 inch roller
Bulk Code 3871
-  SPIND4.5X16G - spindle to suit 4 1/2 inch roller
Bulk Code 3875
-  SPIND6X16G - spindle to suit 6 inch roller
Bulk Code 3872
-  SPIND8X16G - spindle to suit 8 inch roller
-  SPIND8X19G - spindle to suit 8 inch roller
Bulk Code 3873
-  SPIND12X24G - spindle to suit 12 inch roller
Bulk Code 3989

Clamp On Stem Adjusters

CLAMP-ADJWB50x25


Clamp on Stem Adjusters
50mm x 25mm
to suit rail 50mm x 25mm



Bulk Code 2722WB
weight 1.45kg

CLAMP-ADJ50x25


Clamp on Stem Adjusters
50mm x 25mm
to suit rail 50mm x 25mm



Bulk Code 3938
weight 1.25kg

CLAMP-ADJWB50x55


Clamp on Stem Adjusters
50mm x 55mm
to suit rail 50mm x 55mm



Bulk Code 2723WB
weight 1.62kg

CLAMP-ADJ50x50

Clamp on Stem Adjusters
50mm x 50mm
to suit rail 50mm x 50mm



Bulk Code 3939
weight 1.41kg

CLAMP-ADJWB75x50


Clamp on Stem Adjusters
75mm x 50mm
to suit rail 75mm x 50mm



Bulk Code 2724WB
weight 1.71kg

CLAMP-ADJ75x50


Clamp on Stem Adjusters
75mm x 50mm
to suit rail 75mm x 50mm



Bulk Code 3941
weight 1.82kg

CLAMP-ADJWB100x50


Clamp on Stem Adjusters
100mm x 50mm
to suit rail 100mm x 50mm



Bulk Code 2725WB
weight 1.82kg

CLAMP-ADJ100x50

Clamp on Stem Adjusters
100mm x 50mm
to suit rail 100mm x 50mm



Bulk Code 3942
weight 1.87kg

BOBRKT2

2 Slot Bolt on Stem Adjuster
to suit twin post roller bracket



weight 0.95kg Bulk Code 3830

BOBRKT1

1 Slot Bolt on Trailer Clamp
to suit 19mm Shaft, single post
roller brackets



weight 0.95kg Bulk Code 3830

WOBRKT

Weld on Trailer Clamp
Black



Bulk Code 3943
weight 0.35kg

Boat Roller Brackets

GBKTSWRB

Single Wobble Roller Bracket

Galvanised


to suit 25mm/26mm

Wobble Rollers

Bulk Code 3930



As shown with 1 x Roller
code WRGG72X112X25



GBKT6X16DR

6 Inch Double Roller Bracket Galvanised

to suit SPIND6X16Z

& SPIND6X16G

Bulk Code 3838
weight: 1.05kg



GBKT8X16DR

8 Inch Double Roller Bracket Galvanised

to suit SPIND8X16Z

& SPIND8X16G

Bulk Code 3835
weight: 2.10kg



GBKT8X19DR

8 Inch Double Roller Bracket Galvanised

to suit SPIND8X19Z

& SPIND8X19G

Bulk Code 3835
weight: 2.10kg



GBKTDWRB

Double Wobble Roller Bracket

Galvanised


to suit 25mm/26mm

Wobble Rollers

Bulk Code 3936



As shown with 2 x Roller
code WRGG72X112X25



GBKTQWRB

Quad Wobble Roller Bracket

Galvanised


to suit 25mm/26mm

Wobble Rollers

Bulk Code 3936



As shown with 4 x Roller
code WRGG72X112X25



GBKT12X24DR

12 Inch Double Roller Bracket Galvanised

to suit SPIND12X24Z

& SPIND12X24G

Bulk Code 3840
weight: 3.15kg



MARINE BOLT

Bolt 12mm x 30mm

Square Head

Galvanised

to suit
stem adjusters

weight 0.25kg



MCWG

Marine Cone Washer

Galvanised

weight 0.25kg



GBKTWDAYOKE19

Wood yoke for trailer skid

Angled bracket

Bulk Code 2721WB



GBKTWDYOKE19

Wood yoke for trailer skid

Straight bracket

Bulk Code 2720WB



Miscellaneous Galv Parts

Smooth

OROWLOCK10

Galvanised open rowlock
with 10mm Shaft

Hole in bottom
of shaft for split pin



Unit Weight: 0.20kg

MOBMSG

Outboard Motor Support Bracket

Adjustable Support
from 440mm to 710mm



Unit Weight: 2.30kg

OROWLOCK11

Galvanised open rowlock
with 11mm Shaft

Hole in bottom
of shaft for split pin



Unit Weight: 0.20kg

MOBMSG-BO

Outboard Motor Support strut

Bolt holes: 10mm
Between bolt holes: 65mm
Hole Centes: 75mm



Unit Weight: 0.30kg

OROWLOCK12

Galvanised open rowlock
with 12mm Shaft

Hole in bottom
of shaft for split pin



Unit Weight: 0.30kg

MOBMSG-CLAMP50X25

Outboard Motor Support strut
with a clamp 50mm x 25mm



Unit Weight: 0.40kg

RROWLOCK12

Galvanised ring rowlock
with 12mm Shaft



Unit Weight: 0.30kg

MOBMSG-CLAMP50X50

Outboard Motor Support strut
with a clamp 50mm x 50mm



Unit Weight: 0.50kg

Hand Winches - Web Strap - Dacromet

HWDAC3:1W-S

Hand Winch Single Ratio

Dacromet

Ratio: 3:1

Web Strap: 6m with S Hook

Unit Weight: 4.2kg

Line Pull: 500kg



Note: Line pull is for a rolling/floating load

HWDAC3:1W-S-C

Compact Hand Winch Single Ratio

Dacromet

Ratio: 3:1

Web Strap: 4.3m with S Hook

Unit Weight: 4.2kg

Line Pull: 300kg



Note: Line pull is for a rolling/floating load

HWDAC5:1W-SN

Hand Winch Single Ratio

Dacromet

Ratio: 5:1

Web Strap: 6m with Snap Hook

Unit Weight: 4.3kg

Line Pull: 700kg



HWDAC5:1W-S (S Hook)

Note: Line pull is for a rolling/floating load

HWDAC5:1:1W-SN

Hand Winch Dual Ratio

Dacromet

Ratio: 5:1 (1:1, 5:1)

Web Strap: 7.5m with Snap Hook

Unit Weight: 4.3kg

Line Pull: 700kg



Note: Line pull is for a rolling/floating load

HWDAC10:5:1W-SN

Hand Winch Triple Ratio

Dacromet

Ratio: 10:5:1 (1:1, 5:1, 10:1)

Web Strap: 7.5m with Snap Hook

Unit Weight: 5.2kg

Line Pull: 1000kg



Note: Line pull is for a rolling/floating load

HWDAC15:5:1W-SN

Hand Winch Triple Ratio


Dacromet

Ratio: 15:5:1 (1:1, 5:1, 15:1)

Web Strap: 7.5m with Snap Hook

Unit Weight: 6kg

Line Pull: 1500kg



Note: Line pull is for a rolling/floating load

Hand Winches - Steel & No Cable - Dacromet

HWDAC5:1C-SN

Hand Winch Single Ratio

Dacromet

Ratio: 5:1

Steel Cable with Snap Hook

6m x 5mm

Unit Weight: 5.2kg

Line Pull: 700kg



Note: Line pull is for a rolling/foating load

HWDAC5:1:1C-SN

Hand Winch Double Ratio

Dacromet

Ratio: 5:1:1 (1:1, 5:1)

Steel Cable with Snap Hook

7.5m x 5mm

Unit Weight: 5.2kg

Line Pull: 700kg



Note: Line pull is for a rolling/foating load

HWDAC3:1C-S

Hand Winch Single Ratio

Dacromet

Ratio: 3:1

Steel Cable with Snap Hook

5m x 4mm

Unit Weight: 4kg

Line Pull: 500kg



Note: Line pull is for a rolling/foating load

HWDAC3:1-NC

Hand Winch Single Ratio

Dacromet

Ratio: 3:1

No Cable

Unit Weight: 4kg

Line Pull: 700kg



Note: Line pull is for a rolling/foating load

HWDAC10:5:1C-SN

Hand Winch Triple Ratio

Dacromet

Ratio: 10:5:1 (1:1, 5:1, 10:1)

Steel Cable with Snap Hook

7.5m x 6mm

Unit Weight: 5.7kg

Line Pull: 1000kg



Note: Line pull is for a rolling/foating load

HWDAC5:1-NC

Hand Winch Single Ratio

Dacromet

Ratio: 5:1

No Cable

Unit Weight: 4kg

Line Pull: 700kg



Note: Line pull is for a rolling/foating load

HWDAC5:1:1-NC

Hand Winch Dual Ratio

Dacromet

Ratio: 5:1:1 (1:1, 5:1)

No Cable

Unit Weight: 4kg

Line Pull: 700kg



Note: Line pull is for a rolling/foating load

HWDAC10:5:1-NC

Hand Winch Triple Ratio

Dacromet

Ratio: 10:5:1 (1:1, 5:1, 10:1)

No Cable

Unit Weight: 4kg

Line Pull: 1000kg



Note: Line pull is for a rolling/foating load

Hand Winches - Stainless Steel (Web Strap & Rope Cable)

HWSS3:1W-S

WEB STRAP

Ratio: 3:1

Web Strap: 6m with S Hook

Unit Weight: 4.0kg

Line Pull: 500kg

Finish: Stainless Steel



HWSS3:1R-S

ROPE CABLE

Ratio: 3:1

Rope Cable: 6m x 4mm with S Hook

Unit Weight: 4.0kg

Line Pull: 500kg

Finish: Stainless Steel



HWSS5:1:1W-SN

WEB STRAP

Ratio: 5:1 (1:1)

Web Strap: 7.5m with Snap Hook

Unit Weight: 4.4kg

Line Pull: 680kg

Finish: Stainless Steel



HWSS5:1:1R-SN

ROPE CABLE

Ratio: 5:1 (1:1)

Rope Cable: 7.5m x 5mm with Snap Hook

Unit Weight: 4.4kg

Line Pull: 680kg

Finish: Stainless Steel



HWSS10:5:1W-SN

WEB STRAP

Ratio: 10:1 (5:1, 1:1)

Web Strap: 7.5m with Snap Hook

Unit Weight: 5.1kg

Line Pull: 900kg

Finish: Stainless Steel



HWSS10:5:1R-SN

ROPE CABLE

Ratio: 10:1 (5:1, 1:1)

Rope Cable: 7.5m x 6mm with Snap Hook

Unit Weight: 5.1kg

Line Pull: 900kg

Finish: Stainless Steel



Hand Winches - Stainless Steel (Web Strap & Rope Cable)

HWSS3:1W-S-C

WEB STRAP

Ratio: 3:1

Web Strap: 4.3m with S Hook

Unit Weight: 4.0kg

Line Pull: 500kg

Finish: Stainless Steel



HWSS3:1R-S-C

ROPE CABLE

Ratio: 3:1

Rope Cable: 4.5m x 4mm with S Hook

Unit Weight: 4.0kg

Line Pull: 500kg

Finish: Stainless Steel



HWSS15:5:1W-SN

WEB STRAP

Ratio: 15:5:1 (1:1; 5:1; 15:1)

Web Strap: 7.5m with Snap Hook

Unit Weight: 4.4kg

Line Pull: 680kg

Finish: Stainless Steel



HWSS15:5:1R-SN

ROPE CABLE

Ratio: 15:5:1 (1:1; 5:1; 15:1)

Rope Cable: 7.5m x 7mm with Snap Hook

Unit Weight: 4.4kg

Line Pull: 680kg

Finish: Stainless Steel



Hand Winches (Painted)



HWRC1:1-S

Fixed Handle
Ratchet hand winch
for line pull only

Ratio	Single Ratio 1:1
Cable	5mm HMPE rope x 6m (1500kg rating) with s hook
Unit Weight	3.2kg
Line Pull	300kg
Finish	plastic paint on zinc frame



HWRC5:1-SN

Fixed Handle
Ratchet hand winch
for line pull only

Ratio	Single Ratio 5:1
Cable	7mm HMPE rope x6m (1600kg rating) with snap hook
Unit Weight	4.0kg
Line Pull	700kg
Finish	plastic paint on zinc frame



HWRC5:1-S

Fixed Handle
Ratchet hand winch
for line pull only

Ratio	Single Ratio 5:1
Cable	7mm HMPE rope x6m (2650kg rating) with s hook
Unit Weight	4.0kg
Line Pull	700kg
Finish	plastic paint on zinc frame



HWRC10:5:1-SN

Loose Handle
Ratchet hand winch
for line pull only

Ratio	Triple Ratio 1:1 5:1 10:1
Cable	8mm HMPE rope x 7.6m (2650kg rating) with snap hook
Unit Weight	5.0kg
Line Pull	1000kg
Finish	plastic paint on zinc frame



HWWS1:1-SN

Fixed Handle
Ratchet hand winch
for line pull only

Ratio	Single Ratio 1:1
Strap	grey webbing strap (600kg rating) x 6m with snap hook
Unit Weight	3.6kg
Line Pull	300kg
Finish	plastic paint on zinc frame



HWWS5:1-SN

Fixed Handle
Ratchet hand winch
for line pull only

Ratio	Single Ratio 5:1
Strap	grey webbing strap (800kg rating) x 6m with snap hook
Unit Weight	4.5kg
Line Pull	700kg
Finish	plastic paint on zinc frame

Brake Winches

BWDAC10:1W-SN

(WEB STRAP)

Single ratio 10:1
brake hand winch for
line pull only.
Dacromet paint.
Hardened steel bushes
Web Strap: 7.5 metre
with snap hook.

Unit Weight: 5.2kg
Line Pull Capacity: 500kg



BWDAC5:1W-SN

(WEB STRAP)

Single ratio 5:1
brake hand winch for
line pull only.
Dacromet paint.
Hardened steel bushes
Web Strap: 7.5 metre
with snap hook.

Unit Weight: 4.6kg
Line Pull Capacity: 300kg



BWDAC10:1C-SN

(STEEL CABLE)

Single ratio 10:1
brake hand winch for
line pull only.
Dacromet paint.
Hardened steel bushes
Cable: 6mm Galv x 6 metre
with snap hook.

Unit Weight: 5.2kg
Line Pull Capacity: 500kg



BWDAC5:1C-SN

(STEEL CABLE)

Single ratio 5:1
brake hand winch for
line pull only.
Dacromet paint.
Hardened steel bushes
Cable: 7mm Galv x 7.5 metre
with snap hook.

Unit Weight: 4.6kg
Line Pull Capacity: 300kg



BWDAC750KG-NC

(NO CABLE)

Single ratio
brake hand winch for
line pull only.
Dacromet paint.
Hardened steel bushes
Cable: None.

Unit Weight: 23.6kg
Line Pull Capacity: 750kg



BWDAC750KG-RCSN

(ROPE CABLE)

Single ratio 1:1, 5:1
brake hand winch for
line pull only.
Dacromet paint.
Hardened steel bushes
Cable: Rope cable
with snap hook (10m x 6mm)

Unit Weight: 23.9kg
Line Pull Capacity: 750kg



BWDAC750KG-SCSN

(STEEL CABLE)

Single ratio 1:1, 5:1
brake hand winch for
line pull only.
Dacromet paint.
Hardened steel bushes
Cable: 8mm Galv x 8.2 metre
with snap hook.

Unit Weight: 25.8kg
Line Pull Capacity: 750kg



Winch Spare Part

SC7.5X5

Steel Cable
7.5m X 5mm
Snap hook



SC7.5X6

Steel Cable
7.5m X 6mm
Snap hook



SC8.2X8

Steel Cable
8.2m X 8mm
Snap hook



WS5

Webstrap - S Hook
1100lb x 5m



WS6

Webstrap - S Hook
1100lb x 6m




WS8

Webstrap - Snap Hook
2000lb x 8m



HW-HDL-D

Hand Winch Handle
(Dacromet)
Suit 22mm hex head



HW-HDL-F

Hand Winch Handle Folding
(Dacromet)
Suit 22mm hex head



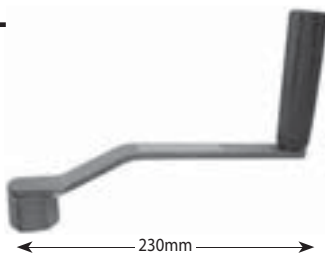
HW-LHANDL

WINCH HANDLE

Description: Winding handle to suit standard hand winch with 22mm hex shaft.

Unit Weight: 0.45kg

Note: Suits old model Manutec painted Winches.



WINCHGRUBSCREW

Description: Grub screw for dacromet winch drive cogs.
6mm x 20mm



Boat Roller Bracket

WS7.6X0.8TGSN
WINCH WEB STRAP

Description: Grey Webbing Strap (7.6m) with cast 'snap' hook.
Line Pull Rating: 800kg
Unit Weight: 0.65kg



SC6X4.2SK
GALV STEEL CABLE

Description: 6m x 4.2mm Galvanised steel cable with stainless steel 's' hook, complete with cable clamp.
Unit Weight: 0.65kg

HWCC-SM:
CABLE CLAMP SMALL
To suit 4.2mm to 5.4mm cable.



WS6X0.6TGSK
WINCH WEB STRAP

Description: Grey Webbing Strap (6m) with stainless 'S' hook.
Line Pull Rating: 600kg
Unit Weight: 0.50kg



SC6X5.4SK
GALV STEEL CABLE

Description: 6m x 5.4mm Galvanised steel cable with stainless steel 's' hook, complete with cable clamp.
Unit Weight: 0.95kg



RC7.6X7BLSN
WINCH ROPE CABLE - BLUE

'High Molecular Polyethylene'
Description: 7mm x 7.6m with cast 'snap' hook. Fixed by looping around centre shaft.
Line Pull Rating: 600kg
Breaking Capacity: 2650kg



Unit Weight: 0.30kg

HWCC-SM

Cable Clamp to suit 4.2mm winch cable



RC6X5RDSK
WINCH ROPE CABLE - RED

'High Molecular Polyethylene'
Description: 5mm x 6m with stainless 'S' hook. Fixed by looping around centre shaft.
Line Pull Rating: 500kg
Breaking Capacity: 1600kg



Unit Weight: 0.25kg

HWCC-LGE

Cable Clamp to suit 6.4mm winch cable



HWC5MM

Cable Clamp to suit upto 5mm Winch Cable



HWC6MM

Cable Clamp to suit upto 6mm Winch Cable



HWC8MM

Cable Clamp to suit upto 8mm Winch Cable



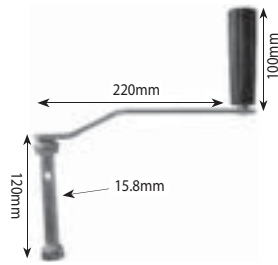
Winch Spare Parts

HDLSFTB31 HANDLE SHAFT, BUSHES

Description: Handle and Drive Shaft with hardened bushes to suit 3:1 ratio Hand Winches

Unit Weight: 0.58kg

Note: Suits old model Manutec painted Winches.

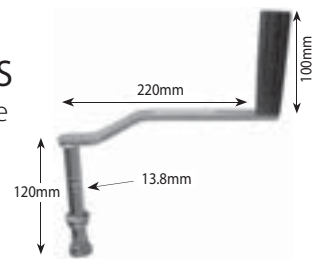


HDLSFTB51 HANDLE SHAFT, BUSHES

Description: Handle and Drive Shaft with hardened bushes to suit 5:1 ratio Hand Winches

Unit Weight: 0.55kg

Note: Suits old model Manutec painted Winches.

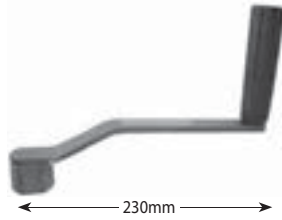


HW-LHANDL WINCH HANDLE

Description: Winding handle to suit standard hand Winch with 22mm hex shaft.

Unit Weight: 0.45kg

Note: Suits old model Manutec painted Winches.




SFTBSH1051-D DRIVE SHAFTS, BUSHES

Description: Handle and Drive Shafts (2) with hardened bushes to suit 10:5:1 ratio Hand Winches

Note: This shaft on it's own will suit HW 5:1:1

Unit Weight: 0.45kg

Note: Suits old model Manutec painted Winches.



COGPINS1051-D DRIVE COGS, ROLL PINS

Description: To suit 10:5:1 ratio Hand Winches. With 3 x 22mm roll pins.

Note: The two small cogs have a diameter of 32mm, the large cog is 52mm (20 teeth). All cogs have a bore I.D. of 14mm.

Unit Weight: 0.26kg

Note: Suits old model Manutec painted Winches.



COGPINS51551-D DRIVE COGS, ROLL PINS

Description: To suit 15:5:1 ratio Hand Winches. With 3 x 22mm roll pins.

Note: The two small cogs have a diameter of 32mm, the large cog is 52mm (20 teeth). All cogs have a bore I.D. of 14mm.

Unit Weight: 0.26kg

Note: Suits Manutec Dacromet Winches.




COGPIN31 DRIVE COGS, ROLL PINS

Description: To suit 3:1 ratio Hand Winches. With 6mm x 22mm roll pin.

Note: Cog diameter is 42mm with 15 teeth.

Unit Weight: 0.07kg

Note: Suits old model Manutec painted Winches.




COGPINS3:1-D DRIVE COGS, ROLL PINS

Description: To suit 3:1 ratio Hand Winches. With 6mm x 22mm roll pin.

Note: Cog diameter is 42mm with 15 teeth.

Unit Weight: 0.07kg

Note: Suits Manutec Dacromet Winches.




COGPIN51 DRIVE COGS, ROLL PINS

Description: To suit 5:1 ratio Hand Winches. With 6mm x 22mm roll pin.

Note: Cog diameter is 32mm with 10 teeth.

Unit Weight: 0.04kg

Note: Suits old model Manutec painted Winches.




COGPINS5:1-D DRIVE COGS, ROLL PINS

Description: To suit 5:1 ratio Hand Winches. With 6mm x 22mm roll pin.

Note: Cog diameter is 32mm with 10 teeth.

Unit Weight: 0.04kg

Note: Suits Manutec Dacromet Winches.




COGPINS511-D DRIVE COGS, ROLL PINS

Description: To suit 5:5:1 ratio Hand Winches. With 3 x 22mm roll pins.

Note: The two small cogs have a diameter of 32mm, the large cog is 52mm (20 teeth). All cogs have a bore I.D. of 14mm.

Unit Weight: 0.26kg

Note: Suits Manutec Dacromet Winches.



Springs Hot Dipped Galv

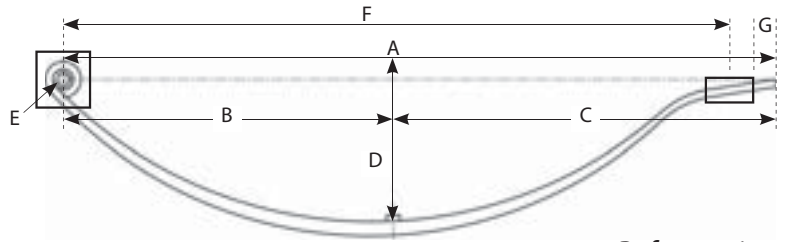
For the full range of springs see Section 7

Parabolic Spring Sets (Galvanised)

A	Spring length – eye to tail	755mm
B	Front eye to centre bolt	350mm
C	Centre bolt to tail	405mm
D	Camber	150mm
E	Bolt diameter	1/2"
F	Front eye to centre of rear hanger	715mm
G	Tail protrusion	20mm

Note: Real hanger width is 40mm

Available 600kg to 1400kg



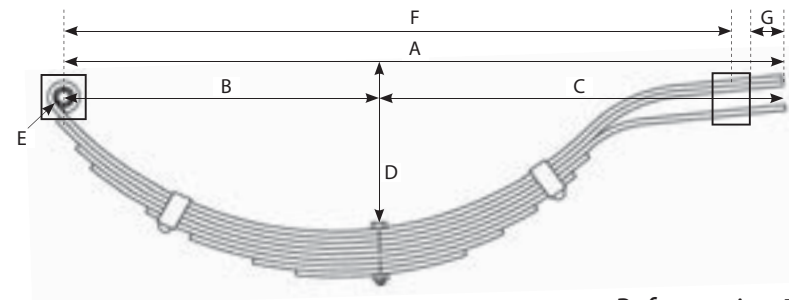
Refer section 7

Slipper Spring Sets

A	Spring length – eye to tail	765mm
B	Front eye to centre bolt	330mm
C	Centre bolt to tail	435mm
D	Camber	151mm
E	Bolt diameter	1/2"
F	Front eye to centre of rear hanger	725mm
G	Tail protrusion	20mm

Note: Real hanger width is 40mm

Available 45mm x 6mm to 60mm x 6mm

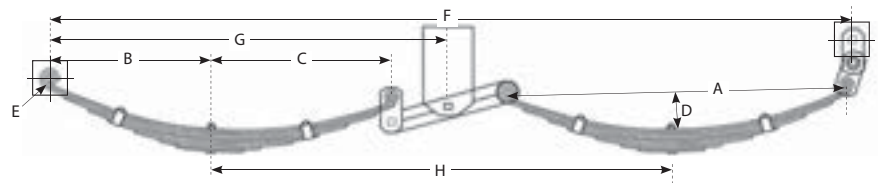


Refer section 7

Eye-Eye Rocker Spring Sets

A	Spring length – eye to eye	690mm
B	Front eye to centre bolt	295mm
C	Centre bolt to rear eye	395mm
D	Camber	113mm
E	Shackle bolt diameter	16mm
F	Overall length	1630mm
G	Front to Centre Bracket	815mm
H	Axle to Axle	915mm

Available in single and tandem 45mm and 60mm



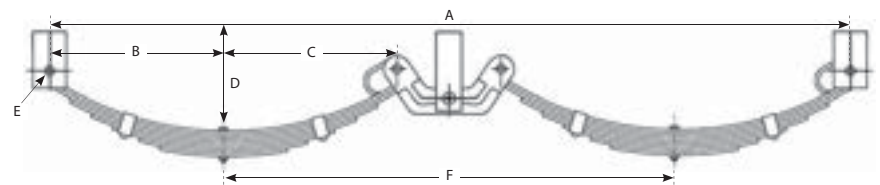
Refer section 7

Roller Rocker Spring Set

A	Spring length – eye to tail	1560mm
B	Front eye to centre bolt	339mm
C	Centre bolt to rear loop	339mm
D	Camber	116mm
E	Shackle bolt diameter	16mm
F	Axle to Axle*	885mm

* Axle to Axle (F) measurements are a guide.

Available in 60mm x 7mm 5 to 9 Leaf




Refer section 7

Off Road Spring Set

	Centred	
A	Spring length – eye to eye	845mm
B	Front eye to centre bolt	422.5mm
C	Centre bolt to rear eye	422.5mm
D	Camber	110mm
E	Shackle bolt diameter	14mm
G	Shackle plate Off-set	25.4mm

Available in 60mm x 7mm 7 to 10 Leaf
Galvanised and painted



Refer section 7

Galvanised Axle

A range of hot dip galvanised axles are available in all sizes. Either separate or fully assembled.



Please call for details on (08) 8260 2277

Spring Accessories



Shackle plates



Suspension bolts



Grease Caps



Front and rear hangers



Roller bushes



Couplings



Fish plates / axle pads



U-bolts



Rocker arms

Miscellaneous Trailer Parts



Jerry can holders



Coupling locks



Spare wheel holders

Galvanised Jockey Wheels

For the full range see Section 2



Combination Marine Lamps

For the full range see Section 8



Galvanised Hubs

For the full range see Section 4B



Mudguards

For the full range see Section 12




Boat Wheels

For the full range see Section 5



Section 4

Hubs, Stubs, Axles & Brake Components



4. HUBS, STUBS & AXLES

Trailer Axles

Manutec carries a large range of ready made standard axles in 39mm, 40mm, 45mm and 50mm material.

Axles can be made to order in any size up to 110mm round.

Manutec has 2 options when ordering axles.

Option 1: Stock axles - imported steel. Measurement tip to tip is in inches.

Option 2: Special axles - made to order (Overlay/Drop/Spigot/Hollow Bar).

Axles can be ordered as loose components or as fully assembled ready to fit to the chassis.

Axles are available in the following standard cross sections.

39mm Round (Stock & Made to order)

40mm Square (Stock & Made to order)

45mm Square (Stock & Made to order)

50mm Square (Stock & Made to order)

63mm Square (Made to order)

Stock Axles

Item Code Range	Profile	Bearings	Load Rating	Length (Tip to Tip)
M39RA65-39RA98	39mm Round	MLMA	1000kg	65" - 98"
M40SA65-M40SA98	40mm Square	MLMA	1000kg	65" - 98"
M45SB65-M45SB98	45mm Square	MLMB	1450kg	65" - 98"
M50SP65-M50SP98	50mm Square	MLMP	1600kg	65" - 98"
M50S2T65-M50S2T98	50mm Square	MLMA	2000kg	65" - 98"
M63S2.25T65-M63S2.25T98	63mm Square	MLME-2.25T	2250kg	65" - 98"
M63S3T65-M63S3T98	63mm Square	MLMF	3000kg	65" - 98"

Contact us for custom sizing.

Stock Stub Axles

Item Code	Material	Bearings to suit	Load Rating	Length (Tip to Tip)
M39R8A	39mm Round	MLMA	500kg	8"
M39R10A	39mm Round	MLMA	500kg	10"
M39R12A	39mm Round	MLMA	500kg	12"
M40S8A	40mm Square	MLMA	500kg	8"
M40S9A	40mm Square	MLMA	500kg	9"
M40S10A	40mm Square	MLMA	500kg	10"
M40S12A	40mm Square	MLMA	500kg	12"
M45S9B-SPIGOT	45mm Square	MLMB	725kg	9"
M45S10B	45mm Square	MLMB	725kg	10"
M45S12B	45mm Square	MLMB	725kg	12"
M45R12B	45mm Round	MLMB	725kg	12"
M50S12B	50mm Square	MLMB	725kg	12"
M50S12P	50mm Square	MLMP	800kg	12"
M50S122TD	50mm Square	MLME	1000kg	12"
M65R163T	65mm Round	MLMF	1500kg	16"



Stub Axles - Made to Order

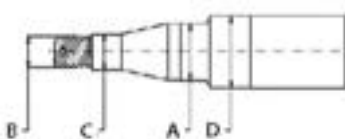
Stub Axles can be made to order up to a maximum steel cross section of 110mm round. For machining profiles either an accurate drawing or sample is required.

Axles and Stub Machining Profiles

A type bearing (MLMA)
 A = 31.75mm
 B = 3/4" nut
 C = 19mm
 D = 37.5mm

B type bearing (MLMB)
 A = 35mm
 B = 3/4" nut
 C = 22mm
 D = 44mm

Parallel Bearing (MLMP)
 A = 35mm
 B = 1" nut
 C = 35mm
 D = 44mm



E type Dexter Style 2 tonne bearing (MLME)
 A = 44.45mm
 B = 1" Nut
 C = 31.75mm
 D = 48mm

E type Alko Style 2.25/2.5 tonne bearing (MLME-2.25T)
 A = 50mm
 B = 1" nut
 C = 31.75mm
 D = 60.3mm

F type bearing (MLMF)
 A = 50mm
 B = 1 1/4" nut
 C = 38.1mm
 D = 60.3mm

F type Parallel (MLMF-P)
 A = 45.45mm
 B = 1 1/4" nut
 C = 45.45mm
 D = 55.75mm

Composite (MLMC)
 A = 31.75mm
 B = 3/4" nut
 C = 22mm
 D = 37.5mm

Manutec carries an extensive range of trailer hubs and braking components to suit most applications.

Standard trailer hubs include lazy hubs, disc hubs and hub drums, covering all common ratings and stud patterns.

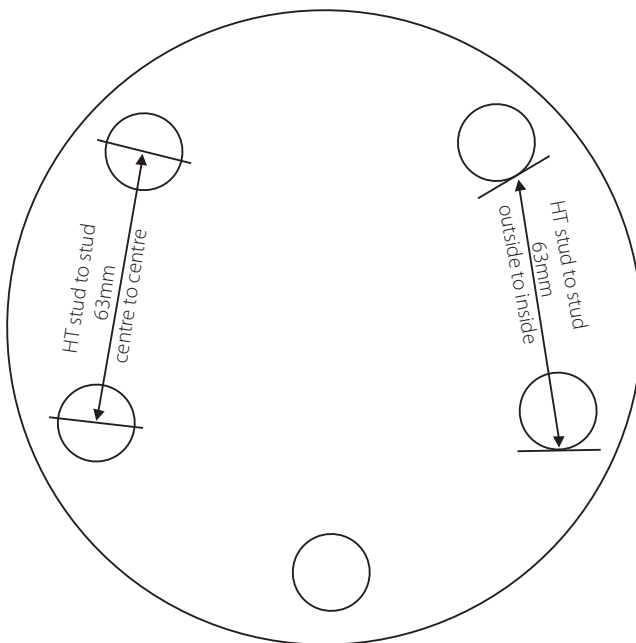
We also stock a range of blank hubs that can be machined and studded to suit special applications or stud patterns.

Our braking components range includes calipers and backing plates to suit mechanical, hydraulic and electric braked trailers.

A complete range of hub and braking spare parts and components are also available.

Hubs and brakes can be purchased as individual parts or as fully assembled axles, ready to fit to a trailer.

Other non-standard hubs and braking parts can be sourced upon special request.



You can measure from centre to centre or from outside edge to inside edge to get PCD.

	STUD NUMBER	STUD TO STUD	PCD	
Mini	4	71mm	101.6mm	4"
Datsun	4	80mm	114.30mm	4 1/2"
HT	5	63mm	107.95mm	4 1/4"
HQ	5	71mm	120.65mm	4 3/4"
Commodore	5	70mm	120mm	
Ford	5	67mm	114.30mm	4 1/2"
TL5	5	88.5mm	150mm	
TL6	6	69mm	139.70mm	5 1/2"
F100	5	84mm	139.70mm	5 1/2"



PCDCHECKGUN

PCD gauge bolt pattern sliding measuring tool

Lazy Hubs

Datsun Hub

Item Code	PCD	Studs	Bearings	Features
MHD4A	114.3mm	4 x 7/16" UNF	MLMA	



Mini Hub

Item Code	PCD	Studs	Bearings	Features
MMI4A	101.6mm	4 x 7/16" UNF	MLMA	150mm OD Flange
MMI4A(140)	101.6mm	4 x 7/16" UNF	MLMA	136mm OD Flange (Suits ATV Wheels)

HT Pattern

Item Code	PCD	Studs	Bearings	Features
MHT5G	107.95mm	5 x 7/16" UNF	Not Supplied	Galvanised
MHT5A	107.95mm	5 x 7/16" UNF	MLMA	
MHT5A-J	107.95mm	5 x 7/16" UNF	MLMA-J	Premium Bearings
MHT5GA	107.95mm	5 x 7/16" UNF	MLMA	Galvanised
MHT5GN	107.95mm	5 x 7/16" UNF	Not Supplied	Grease Nipple
MHT5GNA	107.95mm	5 x 7/16" UNF	MLMA	Grease Nipple
MHT5GA-J	107.95mm	5 x 7/16" UNF	MLMA-J	Galvanised with Premium Bearings
MHT5B	107.95mm	5 x 7/16" UNF	MLMB	
MHT5GB	107.95mm	5 x 7/16" UNF	MLMB	Galvanised
MHT5GB-J	107.95mm	5 x 7/16" UNF	MLMB-J	Galvanised with Premium Bearings
MHT5B-J	107.95mm	5 x 7/16" UNF	MLMB-J	Premium Bearings



HQ Pattern

Item Code	PCD	Studs	Bearings	Features
MHQ5	120.65mm	5 x 7/16" UNF	Not Supplied	No Bearings
MHQ5A	120.65mm	5 x 7/16" UNF	MLMA	
MHQ5A-J	120.65mm	5 x 7/16" UNF	MLMB-J	Premium Bearings
MHQ5B	120.65mm	5 x 7/16" UNF	MLMB	
MHQ5B-J	120.65mm	5 x 7/16" UNF	MLMB-J	Premium Bearings



Commodore Pattern

Item Code	PCD	Studs	Bearings	Features
MHCD5	120mm	5 x 7/16" UNF	Not Supplied	No Bearings
MHCD5G	120mm	5 x 7/16" UNF	Not Supplied	Galvanised, No Bearings
MHCD5A	120mm	5 x 7/16" UNF	MLMA	
MHCD5A-J	120mm	5 x 7/16" UNF	MLMA-J	Premium Bearings
MHCD5GA	120mm	5 x 7/16" UNF	MLMA	Galvanised
MHCD5B	120mm	5 x 7/16" UNF	MLMB	
MHCD5B-J	120mm	5 x 7/16" UNF	MLMB-J	Premium Bearings
MHCD5GB	120mm	5 x 7/16" UNF	MLMB	Galvanised



MLMA = Holden / A Type / Standard / LM Bearings

MLMA-J = Holden / A Type / Standard / LM Premium Bearings

MLMB = Heavy Duty / Slim Line / Ford / B Type Bearings

MLMB-J = Heavy Duty / Slim Line / Ford / B Type Premium Bearings

Lazy Hubs

Ford Pattern

Item Code	PCD	Studs	Bearings	Features
MHF5	114.3mm	5 x 1/2" UNF	Not Supplied	No Bearings
MHF5G	114.3mm	5 x 1/2" UNF	Not Supplied	Galvanised, No Bearings
MHF5A	114.3mm	5 x 1/2" UNF	MLMA	
MHF5A-J	114.3mm	5 x 1/2" UNF	MLMA-J	Premium Bearings
MHF5GA	114.3mm	5 x 1/2" UNF	MLMA	Galvanised
MHF5GA-J	114.3mm	5 x 1/2" UNF	MLMA-J	Galvanised - Premium Bearings
MHF5B	114.3mm	5 x 1/2" UNF	MLMB	
MHF5B-J	114.3mm	5 x 1/2" UNF	MLMB-J	Premium Bearings
MHF5GB	114.3mm	5 x 1/2" UNF	MLMB	Galvanised
MHF5GB-J	114.3mm	5 x 1/2" UNF	MLMB-J	Galvanised - Premium Bearings
MHF5P-N	114.3mm	5 x 1/2" UNF	Not Supplied	Suits Parallel Bearings
MHF5P-N	114.3mm	5 x 1/2" UNF	Not Supplied	Suits Parallel Bearings



Landcruiser Pattern (6 Stud, 6 x 139.7mm)

Item Code	PCD	Studs	Bearings	Features
MHTL6A-J	139.7mm	6 x 1/2" UNF	MLMA-J	Premium Bearings
MHTL6PG-N	139.7mm	6 x 1/2" UNF	Not Supplied	Galvanised - Parallel - No Bearings
MHTL6P-J	139.7mm	6 x 1/2" UNF	MLMP-J	Premium Bearings - Parallel
MHTL6PG	139.7mm	6 x 1/2" UNF	MLMP	Galvanised - Parallel
MHTL6PG-J	139.7mm	6 x 1/2" UNF	MLMP-J	Galvanised - Premium Bearings - Parallel
MHTL6	139.7mm	6 x 1/2" UNF	Not Supplied	No Bearings
MHTL6G	139.7mm	6 x 1/2" UNF	Not Supplied	Galvanised, No Bearings
MHTL6A	139.7mm	6 x 1/2" UNF	MLMA	
MHTL6GA	139.7mm	6 x 1/2" UNF	MLMA	Galvanised
MHTL6B	139.7mm	6 x 1/2" UNF	MLMB	
MHTL6B-J	139.7mm	6 x 1/2" UNF	MLMB-J	Premium Bearings
MHTL6GB	139.7mm	6 x 1/2" UNF	MLMB	Galvanised
MHTL6P	139.7mm	6 x 1/2" UNF	MLMP	Parallel
MHTL62T	139.7mm	6 x 1/2" UNF	Not Supplied	No Bearings - 2T Dexter Style
MHTL62TE	139.7mm	6 x 1/2" UNF	MLME	2 Tonne Bearings - Dexter Style
MHTL62TE-J	139.7mm	6 x 1/2" UNF	MLME-J	Premium 2 Tonne Bearings - Dexter Style
MHTL63T	139.7mm	6 x 1/2" UNF	Not Supplied	No Bearings - 3 Tonne
MHTL63TF	139.7mm	6 x 1/2" UNF	MLMF	3 Tonne Bearings
MHTL6TF-J	139.7mm	6 x 1/2" UNF	MLMF-J	Premium 3 Tonne Bearings



Narrow HT Pattern (Agricultural Applications, Bearings Spaced Closer Together)

Item Code	PCD	Studs	Bearings	Features
MHI5G	107.95mm	5 x 7/16" UNF	Not Supplied	No Bearings - Galvanised - Grease Nipple
MHI5GA	107.95mm	5 x 7/16" UNF	MLMA	Galvanised - Grease Nipple

- MLMA** = Holden / A Type / Standard / LM Bearings
- MLMA-J** = Holden / A Type / Standard / LM Premium Bearings
- MLMB** = Heavy Duty / Slim Line / Ford / B Type Bearings
- MLMB-J** = Heavy Duty / Slim Line / Ford / B Type Premium Bearings
- MLMP** = Parallel Bearing Set
- MLMP-J** = Parallel Bearing Set - Premium Bearings
- MLME** = 2 Tonne Bearing Set (Dexter) Premium Bearings
- MLME-J** = 2 Tonne Bearing Set (Dexter) - Premium Bearings

- MLME-2.25T** = 2.25 Tonne Parallel Bearing Set
- MLME-2.25T-J** = 2.25 Tonne Parallel Bearing Set - Premium Bearings
- MLMF** = 3 Tonne Bearing Set
- MLMF-J** = 3 Tonne Bearing Set - Premium Bearings
- MLMP-3T** = 3 Tonne Parallel Bearing Set
- MLMP-3T-J** = 3 Tonne Parallel Bearing Set - Premium Bearings

Lazy Hubs

Landcruiser Pattern (5 Stud 5 x 150mm)

Item Code	PCD	Studs	Bearings	Features
MHTL5G	150mm	5 x 9/16" UNF	Not Supplied	Galvanised
MHTL5GA	150mm	5 x 9/16" UNF	MLMA	Galvanised
MHTL5GA-J	150mm	5 x 9/16" UNF	MLMA-J	Galvanised - Premium Bearings
MHTL5GB	150mm	5 x 9/16" UNF	MLMB	Galvanised
MHTL5GB-J	150mm	5 x 9/16" UNF	MLMB-J	Galvanised - Premium Bearings
MHTL5PG-N	150mm	5 x 9/16" UNF	Not Supplied	Galvanised - Parallel - No Bearings
MHTL5P	150mm	5 x 9/16" UNF	MLMP	Parallel Bearings
MHTL5PG-J	150mm	5 x 9/16" UNF	MLMP-J	Galvanised - Premium Bearings - Parallel
MHTL5P-N	150mm	5 x 9/16" UNF	Not Supplied	Parallel - No Bearings
MHTL5P-J	150mm	5 x 9/16" UNF	MLMP-J	Premium Bearings
MHTL5A(150)	150mm	5 x 9/16" UNF	MLMA	
MHTL5B-J(150)	150mm	5 x 9/16" UNF	MLMB-J	Premium Bearings
MHTL5A-J(150)	150mm	5 x 9/16" UNF	MLMA-J	Premium Bearings
MHTL5(150)	150mm	5 x 9/16" UNF	Not Supplied	No Bearings
MHTL5B(150)	150mm	5 x 9/16" UNF	MLMB	
MHTL53T	150mm	5 x 9/16" UNF	Not Supplied	3 Tonne - No Bearings

Blank Lazy Hubs

Item Code	Description	Features
MH190BLANK	190mm Lazy Hub	Suits MLMA and MLMB

Flangeless Hubs

Item Code	Bearings	Features
MFHA	MLMA	Weldable
MFHB	MLMB	Weldable

- MLMA** = Holden / A Type / Standard / LM Bearings
- MLMA-J** = Holden / A Type / Standard / LM Premium Bearings
- MLMB** = Heavy Duty / Slim Line / Ford / B Type Bearings
- MLMB-J** = Heavy Duty / Slim Line / Ford / B Type Premium Bearings
- MLMP** = Parallel Bearing Set
- MLMP-J** = Parallel Bearing Set - Premium Bearings
- MLME** = 2 Tonne Bearing Set (Dexter) Premium Bearings
- MLME-J** = 2 Tonne Bearing Set (Dexter) - Premium Bearings
- MLME-2.25T** = 2.25 Tonne Parallel Bearing Set
- MLME-2.25T-J** = 2.25 Tonne Parallel Bearing Set - Premium Bearings
- MLMF** = 3 Tonne Bearing Set
- MLMF-J** = 3 Tonne Bearing Set - Premium Bearings
- MLMP-3T** = 3 Tonne Parallel Bearing Set
- MLMP-3T-J** = 3 Tonne Parallel Bearing Set - Premium Bearings

Custom

For custom stud patterns on Lazy Hubs,
Please call for information.

Hub Drums

Hub Drums 9"

Item Code	Pattern	PCD	Studs	Bearing	Features
MHD9HT5	HT	107.95mm	5 x 7/16" UNF	Not Supplied	No Bearings
MHD9HT5A	HT	107.95mm	5 x 7/16" UNF	MLMA	
MHD9HT5B	HT	107.95mm	5 x 7/16" UNF	MLMB	
MHD9HT5A-J	HT	107.95mm	5 x 7/16" UNF	MLMA-J	Premium Bearings
MHD9HT5B-J	HT	107.95mm	5 x 7/16" UNF	MLMB-J	Premium Bearings
MHD9F5	Ford	114.3mm	5 x 1/2" UNF	Not Supplied	No Bearings
MHD9F5B	Ford	114.3mm	5 x 1/2" UNF	MLMB	
MHD9F5A	Ford	114.3mm	5 x 1/2" UNF	MLMA	
MHD9F5A-J	Ford	114.3mm	5 x 1/2" UNF	MLMA-J	Premium Bearings
MHD9F5B-J	Ford	114.3mm	5 x 1/2" UNF	MLMB-J	Premium Bearings
MHD9CD5	Commodore	120mm	5 x 7/16" UNF	Not Supplied	No Bearings
MHD9HQ5	HQ	120.65mm	5 x 7/16" UNF	Not Supplied	No Bearings
MHD9HQ5A	HQ	120.65mm	5 x 7/16" UNF	MLMA	
MHD9HQ5B	HQ	120.65mm	5 x 7/16" UNF	MLMB	
MHD9HQ5A-J	HQ	120.65mm	5 x 7/16" UNF	MLMA-J	Premium Bearings
MHD9HQ5B-J	HQ	120.65mm	5 x 7/16" UNF	MLMB-J	Premium Bearings
MHD9TL6A	Land Cruiser	139.7mm	6 x 1/2" UNF	MLMA	
MHD9TL6A-J	Land Cruiser	139.7mm	6 x 1/2" UNF	MLMA-J	Premium Bearings
MHD9TL6B-J	Land Cruiser	139.7mm	6 x 1/2" UNF	MLMB-J	Premium Bearings
MHD9TL6B	Land Cruiser	139.7mm	6 x 1/2" UNF	MLMB	
MHD9TL6-P	Land Cruiser	139.7mm	6 x 1/2" UNF	MLMP	Parallel Bearings
MHD9TL6	Land Cruiser	139.7mm	6 x 1/2" UNF	Not Supplied	No Bearings
MHD9TL5A	Land Cruiser	150mm	5 x 9/16" UNF	MLMA	
MHD9TL5B	Land Cruiser	150mm	5 x 9/16" UNF	MLMB	
MHD9TL5A-J	Land Cruiser	150mm	5 x 9/16" UNF	MLMA-J	Premium Bearings
MHD9TL5B-J	Land Cruiser	150mm	5 x 9/16" UNF	MLMB-J	Premium Bearings
MHD9TL5	Land Cruiser	150mm	5 x 9/16" UNF	Not Supplied	No Bearings

Hub Drums

Hub Drums 10"

Item Code	Pattern	PCD	Studs	Bearing	Features
MHD10F5	Ford	114.3mm	5 x 1/2" UNF	Not Supplied	No Bearings
MHD10F5A	Ford	114.3mm	5 x 1/2" UNF	MLMA	
MHD10F5B	Ford	114.3mm	5 x 1/2" UNF	MLMB	
MHD10F5-PC	Ford	114.3mm	5 x 1/2" UNF	MLMP	Parallel
MHD10F5-P	Ford	114.3mm	5 x 1/2" UNF	Not Supplied	Suits Parallel
MHD10CD5	Commodore	120mm	5 x 7/16" UNF	Not Supplied	No Bearings
MHD10HQ5	HQ	120.5mm	5 x 7/16" UNF	Not Supplied	No Bearings
MHD10TL6A	Land Cruiser	139.7mm	6x 1/2" UNF	MLMA	
MHD10TL6A-J	Land Cruiser	139.7mm	6x 1/2" UNF	MLMA-J	Premium Bearings
MHD10TL6B	Land Cruiser	139.7mm	6x 1/2" UNF	MLMB	
MHD10TL6B-J	Land Cruiser	139.7mm	6x 1/2" UNF	MLMB-J	Premium Bearings
MHD10TL6	Land Cruiser	139.7mm	6 x 1/2" UNF	Not Supplied	
MHD10TL6-P-C	Land Cruiser	139.7mm	6 x 1/2" UNF	MLMP	Parallel
MHD10TL6-P-NB	Land Cruiser	139.7mm	6 x 1/2" UNF	Not Supplied	Suits Parallel Bearings
MHD10TL5A	Land Cruiser	150mm	5 x 9/16" UNF	MLMA	
MHD10TL5B	Land Cruiser	150mm	5 x 9/16" UNF	MLMB	
MHD10TL5A-J	Land Cruiser	150mm	5 x 9/16" UNF	MLMA-J	Premium Bearings
MHD10TL5B-J	Land Cruiser	150mm	5 x 9/16" UNF	MLMB-J	Premium Bearings
MHD10TL5	Land Cruiser	150mm	5 x 9/16" UNF	Not Supplied	
MHD10TL5-P	Land Cruiser	150mm	5 x 9/16" UNF	MLMP	Parallel
MHD10TL5-PN	Land Cruiser	150mm	5 x 9/16" UNF	Not Supplied	No Bearings
MHD10BLANK	Machined to order				



Hub Drums 12"

Item Code	Pattern	PCD	Studs	Bearing	Features
MHD12TL6-2T	Land Cruiser	139.7mm	6 x 1/2" UNF	Not Supplied	No Bearings, Suits Dexter
MHD12TL6-2TE-C	Land Cruiser	139.7mm	6 x 1/2" UNF	MLME	2 Tonne - Dexter Style
MHD12TL6-2.25TALKO	Land Cruiser	139.7mm	6 x 1/2" UNF	MLME-2.25T	2.25 T (50mm SQ)
MHD12TL6-2.5TALKO	Land Cruiser	139.7mm	6 x 1/2" UNF	MLME-2.5T	2.5 T (63mm SQ)
MHD12TL6-3T	Land Cruiser	139.7mm	6 x 1/2" UNF	MLMF	No Bearings
MHD12TL6-3TP-COMP	Land Cruiser	139.7mm	6 x 1/2" UNF	MLMF-P	3T Parallel
MHD12TL6-3TP-NB	Land Cruiser	139.7mm	6 x 1/2" UNF	Not Supplied	No Bearings, Suits 3T Parallel
MHD12TL5-2T	Land Cruiser	150mm	5 x 9/16" UNF	Not Supplied	No Bearings, Suits Dexter
MHD12TL5-2TE	Land Cruiser	150mm	5 x 9/16" UNF	MLME	2 Tonne - Dexter Style
MHD12TL5-3T	Land Cruiser	150mm	5 x 9/16" UNF	Not Supplied	No Bearings, Suits 3T
MHD12BLANK-A	Machined to order, Suits ALKO				
MHD12BLANK-D	Machined to order, Suits Dexter				
MHD12BLANK-3T	Machined to order, Suits 3T				

Custom 10" & 12" Hub Drums

Custom stud patterns are available in both 10" & 12" Hub Drums. Please call for information.

Disc Hubs

Hub Disc 10"

Item Code	Pattern	PCD	Studs	Bearings	Features
MDH10MI4AG	MINI	101.6mm	4 x 7/16" UNF	MLMA	Beehive - Galv
MDH10HT5AG	HT	107.95mm	5 x 7/16" UNF	MLMA	Beehive - Galv
MDHHT5G	HT	107.95mm	5 x 7/16" UNF	Not Supplied	Galvanised
MDHHT5AG	HT	107.95mm	5 x 7/16" UNF	MLMA	Galvanised
MDHHT5BG	HT	107.95mm	5 x 7/16" UNF	MLMB	Galvanised
MDHHT5AG-J	HT	107.95mm	5 x 7/16" UNF	MLMA-J	Galvanised - Premium Bearings
MDHHT5BG-J	HT	107.95mm	5 x 7/16" UNF	MLMB-J	Galvanised - Premium Bearings
MDHF5	Ford	114.3mm	5 x 1/2" UNF	Not Supplied	Painted
MDHF5A	Ford	114.3mm	5 x 1/2" UNF	MLMA	Painted
MDHF5B	Ford	114.3mm	5 x 1/2" UNF	MLMB	Painted
MDHF5G	Ford	114.3mm	5 x 1/2" UNF	Not Supplied	Galvanised
MDHF5AG	Ford	114.3mm	5 x 1/2" UNF	MLMA	Galvanised
MDHF5BG	Ford	114.3mm	5 x 1/2" UNF	MLMB	Galvanised
MDHF5BG-J	Ford	114.3mm	5 x 1/2" UNF	MLMB-J	Galvanised - Premium Bearings
MDHF5AG-J	Ford	114.3mm	5 x 1/2" UNF	MLMA-J	Galvanised - Premium Bearings
MDHF5PG	Ford	114.3mm	5 x 1/2" UNF	MLMP	Galvanised - Parallel
MDHCD5G	Commodore	120mm	5 x 7/16" UNF	Not Supplied	Galvanised
MDHCD5AG	Commodore	120mm	5 x 7/16" UNF	MLMA	Galvanised
MDHCD5BG	Commodore	120mm	5 x 7/16" UNF	MLMB	Galvanised
MDHHQ5AG	HQ	120.65mm	5 x 7/16" UNF	MLMA	Galvanised
MDHHQ5BG	HQ	120.65mm	5 x 7/16" UNF	MLMB	Galvanised
MDHHQ5G	HQ	120.65mm	5 x 7/16" UNF	Not Supplied	Galvanised / Dacromet
MDHHQ5AG-J	HQ	120.65mm	5 x 7/16" UNF	MLMA-J	Galvanised - Premium Bearings
MDHHQ5BG-J	HQ	120.65mm	5 x 7/16" UNF	MLMA-J	Galvanised - Premium Bearings



Hub Disc 11"

Item Code	Pattern	PCD	Studs	Bearings	Features
MDHTL6P-11	Land Cruiser	139.7mm	6 x 1/2" UNF	MLMP	
MDHTL6-2T-11	Land Cruiser	139.7mm	6 x 1/2" UNF	MLME	Dexter Bearings
MDHTL6-2T-ALKO	Land Cruiser	139.7mm	6 x 1/2" UNF	MLME-2.25T	2.25T (50mm SQ)
MDHTL6-2T-ALKO	Land Cruiser	139.7mm	6 x 1/2" UNF	MLME-2.25T	2.5T (63mm SQ)



Hub Disc 12"

Item Code	Pattern	PCD	Studs	Bearings	Features
MDHTL6B	Land Cruiser	139.7mm	6 x 1/2" UNF	MLMB	
MDHTL6BG	Land Cruiser	139.7mm	6 x 1/2" UNF	MLMB	Galvanised
MDHTL6BZ	Land Cruiser	139.7mm	6 x 1/2" UNF	MLMB	Zinc
MDHTL6P	Land Cruiser	139.7mm	6 x 1/2" UNF	MLMP	Parallel
MDHTL6-3T	Land Cruiser	139.7mm	6 x 1/2" UNF	MLMF	3T Hub and Ventilated Rotor
MDHTL6-2T	Land Cruiser	139.7mm	6 x 1/2" UNF	MLME	Suits 2 T - Dexter Style
MDHTL5B	Land Cruiser	150mm	5 x 9/16" UNF	MLMB	
MDHTL5P	Land Cruiser	150mm	5 x 9/16" UNF	MLMP	Parallel
MDHTL5-2T	Land Cruiser	150mm	5 x 9/16" UNF	MLME	Dexter Bearings
MDHTL5-2TG	Land Cruiser	150mm	5 x 9/16" UNF	MLME	Galvanised - Dexter Bearings

Spare parts - Bearings

Item Code	Description	A	B	C	D
MLMA	A Type Bearing Set (Chinese)	LM11949	LM67048	LM11910	LM67010
MLMA-OEM	A Type Bearing Set (Chinese - OEM)	LM11949	LM67048	LM11910	LM67010
MLMA-J	A Type Bearing Set (Premium)	LM11949	LM67048	LM11910	LM67010
MLMB	B Type Bearing Set (Chinese)	LM12749	L68149	LM12710	L68110
MLMB-OEM	B Type Bearing Set (Chinese - OEM)	LM12749	L68149	LM12710	L68110
MLMB-J	B Type Bearing Set (Premium)	LM12749	L68149	LM12710	L68110
MLMC-J	Composite Bearing Set (Premium)	LM12749	LM67048	LM12710	LM67010
MLMP	Parallel Bearing set (Chinese)	L68149	L68149	L68110	L68110
MLMP-OEM	Parallel Bearing set (Chinese - OEM)	L68149	L68149	L68110	L68110
MLMP-J	Parallel Bearing set (Premium)	L68149	L68149	L68110	L68110
MLME	2 tonne Dexter Bearing set (Chinese)	15123	25580	15245	25520
MLME-J	2 tonne Dexter Bearing set (Premium)	15123	25580	15245	25520
MLME-2.25T	2.25 tonne Bearing set	15123	30210	15245	
MLME-2.25TJ	2.25 tonne Bearing set (Premium)	15123	30210	15245	
MLMF	3 tonne Bearing set (Chinese)	LM29749	30210JR	LM29710	30210J
MLMF-J	3 tonne Bearing set (Premium)	LM29749	30210JR	LM29710	30210J
MLMP-3TJ	3 tonne Parallel Bearing set (Premium)	25590	25590	25520	25520
MLMP-3T-80	3 tonne Parallel Bearing set	25580	25580	25520	25520
MLMP-3T-90	3 tonne Parallel Bearing set	25590	25590	25520	25520
MLMP-J-3T-80	3 tonne Parallel Bearing set (Premium)	25580	25580	25520	25520
MLMP-J-3T-90	3 tonne Parallel Bearing set (Premium)	25590	25590	25520	25520

A = Outer Bearing
B = Inner Bearing
C = Outer Cup
D = Inner Cup



Spare parts - Seals

Item Code	Description	ID	OD
MSA	Holden, A type standard seal	37.50mm	59.10mm
MSAR	Holden, A type seal with spring	37.50mm	59.10mm
MSAWP	Holden, A type waterproof seal	37.50mm	59.10mm
MSB	Ford, B type standard seal	43.90mm	59.10mm
MSBWP	Ford, B type waterproof seal	43.90mm	59.10mm
MSE	2 tonne E type seal (Dexter)	48.00mm	85.90mm
MSEWP	2 tonne waterproof seal (Dexter)	48.00mm	85.90mm
MSF-S	3 tonne F type seal (Steel Outer)	60.30mm	89.96mm
MSF	3 tonne F type seal (Nylon Outer)	60.30mm	89.96mm
MSFWP	3 tonne F type waterproof seal (Nylon Outer)	60.30mm	89.96mm
MSF-P	3 tonne Parallel type seal	55.80mm	85.90mm
MSS	Seal Standard SIMPLICITY type - suit A74 A75L A75 - 3.000 x 1.875 x 0.375	47.60mm	76.20mm



Grease Caps



45.2mm

GRSCAP2
Standard Grease Cap



51mm

GRSCAP2US



63.6mm

GRSCAP2.5
To suit 2 Tonne / Parallel Axle



62.2mm

GRSCAP2.5US
Dexter



76.5mm

GRSCAP3
To suit 3 Tonne Axle




90mm

GRSCAP3.5
To suit 3 Tonne Parallel Axle




80mm

PWOCAP/HT80
80mm Overcap
5X107.95 PCD



70mm

PWOCAP/FORD70
70mm Overcap
5X114.3 PCD



60mm

PWOCAP/HT60
60mm Overcap
5X107.95 PCD



60mm

PWOCAP/BMW60
60mm Overcap
4X100mm PCD



60mm

PWOCAP/BMW60NR
60mm Overcap
4X100mm PCD



BEARBUD-BRA
Rubber Cover to suit
2" Bearing Buddy
Code is for 1 piece only



BEARBUD2-CR
2" Bearing Buddy Chrome
Code is for 1 piece only



BEARBUD2-CRB
2" Bearing Buddy & Bra
Chrome



BEARBUD2-SS
2" Bearing Buddy
Code is for 1 piece only
Stainless Steel



BEARBUD2-SSB
2" Bearing Buddy & Bra
Stainless Steel



PREMHDGREASE20KG
PREMIUM HD Grease
- CASTROL
- 20kg



MP-ALKO-RING
Ring to convert parallel hubs
to alko
Insert inside cup of outer
bearing in drum



M2.25TLD-RING
Ring to suit alko 2.25 Id
50 sq
bar

Spare parts - Nuts and Bolts



NUT716/SW

Nut 7/16 inch with spring washer
To suit mechanical and electric backing plates

NUT3/8SW

Nut 3/8 inch with spring washer
To suit hydraulic and electric backing plates



BOLT716X1

Bolt 7/16 inch x 1 inch(UNF)
To suit mechanical brake plate

BOLT716X1-UNC

Bolt 7/16 inch x 1 inch(UNC)
To suit mechanical brake plate



PWHTSTUD55 PWHTSTUD85

(Extra long 7/16 studs)



SPRINGWASHER12

1/2" Spring Washer

SW3/8

3/8" Spring Washer

SW7/16

7/16" Spring Washer



Wheel Nut(UNF)

Item Code	Size
MWN716	7/16"
MWN12	1/2"
MWN916	9/16"
MWN58	5/8"



Wheel Stud(UNF)

Item Code	Size
MWS716	7/16"
MWS12	1/2"
MWS916	9/16"
MWS58	5/8"
MWS12-63mm	1/2" x 63mm



Castle Nut

Item Code	Size
CNUT1.0	1"
CNUT1.0-12TPI	1" - 12TPI
CNUT3/4	3/4"
CNUT1.25	1 1/4"
CNUT7/8	7/8"



WASHER

Item Code	Size
WASHER1.0	1" Flat Washer
WASHER1 1/4	1 1/4" Flat Washer
WASHER3/4	3/4" Flat Washer
WASHER7/8	7/8" Flat Washer
WASHER3/8	3/8" Flat Washer
FWASHERM10	M10 Flat Washer



58NF8N

5/8" UNF Grade 8 Nut - Black

NUT 3/8

3/8" Nut

NUT 7/16

7/16" Nut



BOLT38X2

Bolt 3/8 inch x 2 inch

BOLT/NUT38X1

Bolt 3/8 inch x 1 inch Nut and Spring Washer To suit hydraulic and electric brake back plates

Axle Nut, Pin & Washer

Item Code	Size
CNUT1.25-NPW	Nut, Pin & Washer
MAN34NPWSET	3/4" Axle Nut, Pin & Washer
MAN78NPWSET	7/8" Axle Nut, Pin & Washer
MAN1NPWSET	1" Axle Nut, Pin & Washer
MAN1/14NPWSET	1 1/4" Axle Nut, Pin & Washer

SPLITPIN

Item Code	Size
SPLITPIN4X71	4mm x 71mm
SPLITPIN4X50	4mm x 50mm
SPLITPIN5X75	5mm x 75mm
SPLITPIN4X50HP	4mm x 50mm 10 pack
SPLITPIN5X75BP	5mm x 75mm 50 pack
SPLITPIN4X50BULK	4mm x 50mm 50 pack
SPLITPIN4X32BULK	4mm x 32mm 200 pack
SPLITPIN4X50BULK200	4mm x 50mm 200 pack



Brake Caliper Parts - Hydraulic Disc



HBCG-L
Hydraulic Caliper
Assembly - Galv - Left



HBCG-R
Hydraulic Caliper
Assembly - Galv - Right



HBCG-KIT
Hydraulic Caliper
Assembly - Galv - Pair



HBCG-A-L
Hydraulic - ALKO Style
Caliper - Left



HBCG-A-R
Hydraulic - ALKO Style
Caliper - Right



HBCG-A-KIT
Hydraulic - ALKO Style
Caliper - Pair



HBCG-3T-L
Heavy Duty Hydraulic
Caliper - Left



HBCG-3T-R
Heavy Duty Hydraulic
Caliper - Right



BH400
Flexible Brake Hose
400mm long



HBCG-PADS
Brake Caliper Pads (Pair)
To suit HBCG-L / HBCG-R



HBCG-A-PADS
Brake Caliper Pads (Pair)
To suit HBCG-A-L / HBCG-A-R



HBCGPADS-DEEMAXX
Brake Caliper Pads (Pair)
To suit DEEMAXX style

Brake Parts

Magnets

Item Code	Description
OMC10	10" Oval Magnet with retaining clip to suit Dexter Design Back Plate EBPL10-D / EBPR10-D
OMC10-A	10" Oval Magnet with retaining clip to suit Alko Design Back Plate EBPL10-A / EBPR10-A
OMC10-OR-L	10" Oval Magnet with spring – left hand – off road
OMC10-OR-R	10" Oval Magnet with spring – right hand – off road
OMC10-SC	Spare spring and retaining clip for OMC10
OMC12	12" Oval Magnet with retaining clip to suit 12" Back Plate EBPL12 / EBPR12
OMC12-OR-L	12" Oval Magnet with spring – left hand – off road
OMC12-OR-R	12" Oval Magnet with spring – right hand – off road



Brake Line

Item Code	Axle	Size
MSSFLK-SA	Single	Stainless Steel Braided Flexi-line Brake line set
MSSFLK-DA	Double	Stainless Steel Braided Flexi-line Brake Line Set
MRFLK-SA	Single	Flexi-line Rubber Brake Line Set
MRFLK-DA	Double	Flexi-line Rubber Brake Line Set



Brake Tube

Item Code	Size
MCBT15	Copper Bundy Tube 15m Length 3/16 x 0.71x15m
MSBT20	Steel Bundy Tube (Brass Plated) 3/16x71mmx20m
MSBT100	Steel Bundy Tube (Brass Plated) 3/16x71mmx100m



Braking

Item Code	Description
MHBWC	Hydraulic Cylinder to suit 9" HBP
MHBWC-10-L	Hydraulic Cylinder to suit 10" HBPL
MHBWC-10-R	Hydraulic Cylinder to suit 10" HBPR
MHBWC-12-L	Hydraulic Cylinder to suit 12" HBPL
MHBWC-12-R	Hydraulic Cylinder to suit 12" HBPR
MHBWC-12DP-L	Hydraulic Cylinder to suit 12" DP HBPL
MHBWC-12DP-R	Hydraulic Cylinder to suit 12" DP HBPR



 <p>BLN Brass Long Tube Nut</p>	 <p>BSN Brass Standard Tube Nut</p>	 <p>BTWP Brass 3 Way Piece</p>	 <p>BNJOIN Brass Standard Join Nut</p>	 <p>MBHBRKT Flexible Brake Hose Bracket bolt on - Flexible Brake Hose CLIP</p>
 <p>HBRAKEASS Hand Brake Assembly Quick Release Ratchet Style</p>	 <p>MSSBC10 Brake Cable Stainless Steel 10m Length</p>	 <p>BHU38TP124 Brass Hydraulic Union 3/8" 24TPI</p>	 <p>MBHCLIP</p>	 <p>MCW38 3/8" Copper Washer</p>

Brake Parts - Brake Shoes



SS9
9" Spare Shoes



SS10-ALKO
10" Spare Shoes - ALKO style



SS10-DEXTER
10" Spare Shoes - Dexter style



SS10-SA-LEFT
10" Spare Shoes - Left
Self Adjusting Type



SS10-SA-RIGHT
10" Spare Shoes - Right
Self Adjusting Type



SS10-SA-K
10" Spare Shoes - Kit (Pair)
Self Adjusting Type



SS12-A
12" Spare Shoes - ALKO style



SS12-D
12" Spare Shoes - Dexter style



SS12-SA-LEFT
12" Spare Shoes - Left
Self Adjusting Type



SS12-SA-RIGHT
12" Spare Shoes - Right
Self Adjusting Type



SS12-SA-K
12" Spare Shoes - Kit (Pair)
Self Adjusting Type

Weld on Parts



MMPS40S

Square Mounting Plate.
40mm Square
To suit electric back plate and
mechanical back plate.

Also available round: MMPS40R



MMPS43.5R

Square Mounting Plate
43.5mm Round



MMPS45S

Square Mounting Plate.
45mm Round
To suit electric back plate and
mechanical back plate.

Also available square: MMPS45R



MMPS50S

Square Mounting Plate
50mm Square



MMPO39

Mechanical Brake Caliper
Mounting Plate. 39mm off
centre type.



MMPO40/MMPO45 /MMPO50

Mechanical Brake Caliper
Mounting Plate.
40mm/45mm/50mm SQ
off centre type



MMPO45-12

Mechanical Brake Caliper
Mounting Plate 45mm
12 inch Disc, Offset type



MMPO50-12

Brake Caliper Mounting Plate
50mm Square, 12 inch disc



MMPR40S

Round Mounting Plate.
40mm Square
To suit hydraulic back plate.



MMPR45R

Round Mounting Plate
45mm Round
To suit hydraulic back plate.



MMPS50S-12

Mounting Plate
50mm 12 inch drum



MMPS65R-12

Mounting Plate
To suit hydraulic calipers 12 inch



MMPH45-10

Brake Caliper Mounting Plate
To suit hydraulic calipers
45mm square



MMPR45R

Brake Caliper Mounting Plate
To suit hydraulic calipers
50mm square



M3DROP

3" Drop Plate
To suit 32mm spigot

Also available M3DROP-HD
to suit 40mm SPIGOT



M4DROP

4" Drop Plate
to suit Spigot

Also available M4DROP-HD
to suit 40mm SPIGOT



M50X3DP/M50X4DP

50mm Square 3"
drop plate



M45X3DP

45mm Square
3" drop plate



M45X4DP

45mm Square
4" Drop Plate

Brake Parts - Mechanical



MBCG
Mechanical Brake Caliper
Galvanised, with pads, slides & bolts



MBCPADS
Mechanical Brake
Spare Pads (Pair)



MBCRK
Mechanical Brake
Caliper Repair Kit



SS9-M
9" Spare Shoes
(Mechanical)



BOLT716X1
Bolt 7/16 inch x 1 inch
To suit mechanical brake plate mounting
plate 45mm 2 inch Disc, Offset type



NUT716/SW
Nut 7/16 inch with spring washer
To suit mechanical and electrical
backing plates



BRKCABL-ADJ
Brake Cable Adjuster



BRKCABL-ADJ-HD
Brake Cable Adjuster
Heavy Duty



BRKCABL-HDSET
Brake Cable Adjuster Set
Heavy Duty



MSSBC8/MSSBC10
Brake Cable Stainless Steel
8m/10m length

Also available cut to length



Wire Rope Grips

Item Code	Size
MWRG	5mm
MWRG6MM	6mm
MWRG8MM	8mm
MWRG10MM	10mm
MWRG12MM	12mm



BRKCAB-P
Brake Cable Pulley

Electric Brake Plates

Dexter Style

Size	Item Code	Side
10"	EBPL10-D	Left
10"	EBPR10-D	Right
10"	EBPK10-D	Both
12"	EBPL12-D	Left
12"	EBPR12-D	Right
12"	EBPK12-D	Both



Alko Style

Size	Item Code	Side
10"	EBPL10-A	Left
10"	EBPR10-A	Right
10"	EBPK10-A	Both
12"	EBPL12-A	Left
12"	EBPR12-A	Right
12"	EBPK12-A	Both



Off Road

Size	Item Code	Side
10"	EBPL10-OR	Left
10"	EBPR10-OR	Right
10"	EBPK10-OR	Both
12"	EBPL12-OR	Left
12"	EBPR12-OR	Right
12"	EBPK12-OR	Both



Hydraulic Brake Plates

9" Hydraulic Backing Plate

Item Code	Side
HBPL9	Left
HBPR9	Right
HBPK9	Both
HBPL9-C	Left + nuts
HBPR9-C	Right + nuts



10" Hydraulic Backing Plate

Single Plunger Type

Item Code	Side
HBPL10	Left
HBPR10	Right
HBPK10	Both



12" Hydraulic Backing Plate

Single Plunger Type

Item Code	Side
HBPL12	Left
HBPR12	Right
HBPK12	Both



Double Plunger Type

Item Code	Side
HBPL12-DP	Left
HBPR12-DP	Right
HBPK12-DP	Both



Brake Controllers



MEBC-P

PRIMUS IQ Electric
Brake Controller



EBRH-ACCV3

Redarc Tow-Pro Elite V3 Electric Trailer
Brake Controller 12/24V input up to 3
Axles, Remote Switch Active Calibration



MTMEBC-AME

Trailer Mount
Electric Brake Controller



MHA1200

Hydraulic Brake
Actuator - 1200 PSI



MHA1600

Hydraulic Brake
Actuator - 1600 PSI



MHA1200 - CAP

Suits - 1200/1600



MBBRKAWAY

Brake Away System

Unit Weight 2.0kg



MBS6000

6000 Brake Safe Kit

Unit Weight 2.9kg



MCCBRKAWAY

Brake Away Coil Cable

Unit Weight 0.01kg



MSWBRKAWAY

Brake Away Switch

Unit Weight 0.05kg

Calculating Axle length

When determining axle length there are three measurements that can be used.

- Chassis Width (CW)
- Hub Face to Face (AFF)
- Axle Tip to Tip (ATT)

All Manutec axles are coded by their tip to tip measurement. Stock axles are calculated in inches and made to order axles made from Australian steel is in mm.

Additionally you should also know the wheel back space (BS), the width of the tyre (TW) that you are fitting to the rim and the clearance needed between tyre and chassis (TC). Mudguards for each wheel size are normally designed to allow a minimum TC of 45mm.

CW	Chassis Width Measurement
AFF	Hub Face To Face Measurement
ATT	Axle Tip To Tip Measurement
RS	Wheel Rim Rear Spacing
TW	Tyre Width
TC	Tyre Clearance To Chassis
ROS	Rim Offset
BS	Wheel Back Space
RW	Rim Width
HF	Hub Factor

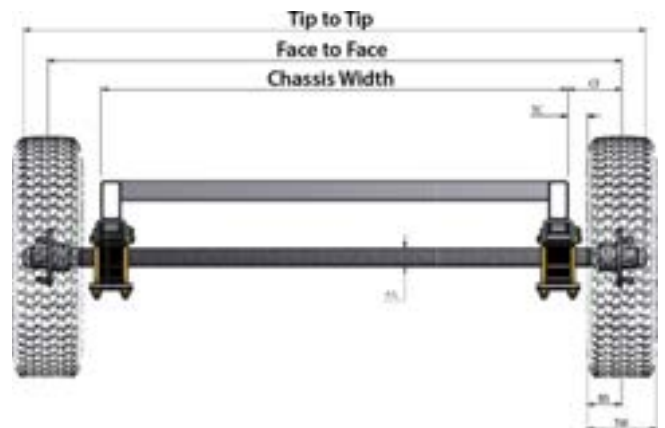
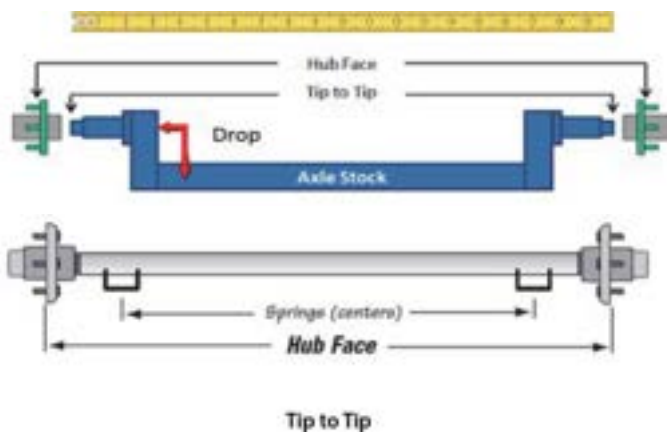
Manutec can assist with the calculation of the correct axle length once the chassis and wheel dimension are known.

Obtaining Measurements

To calculate Axle Tip To Tip measurement for an existing axle simply measure the axle from end to end to obtain the overall length.

If the axle has hubs assembled on the axle take a measurement from hub face to hub face then, using the table below, add the amount to give you a tip to tip measurement.

Hub	Axle Material	
Standard Hub	39mm Round	+110mm
Standard Hub	40mm Square	+110mm
Standard Hub	45mm Square	+110mm
Parallel Hub	45/50mm Square	+115mm
2 Tonne	50mm Square	+160mm
2.25 Tonne	50mm Square	+160mm
2.5 Tonne	63mm Square	+160mm
3 Tonne	63mm Square	+170mm
3 Tonne (Parallel)	63mm Square	+170mm



Stock Axles


39mm Round Stock Axles (Load Capacity 1000kg)

All 39mm round stock axles are machined for A type (Holden) bearings.

Made To Order

M39RAXX

XX = Length (Tip to Tip) in inches



To convert length (Tip to Tip) to length (Face to Face)
subtract 4.33" (110mm)

40mm Square Stock Axles (Load Capacity 1000kg)

All 40mm square stock axles are machined for A type (Holden) bearings.

Made To Order

M40SAXX

XX = Length (Tip to Tip) in inches



To convert length (Tip to Tip) to length (Face to Face)
subtract 4.33" (110mm)

45mm Square Stock Axles (Load Capacity 1000kg- 1600kg)

45mm square stock axles are machined for B Type (Ford) or P Type (Parallel) bearings.

Made To Order

M45SBXX, M45SPXX

XX = Length (Tip to Tip) in inches



To convert length (Tip to Tip) to length (Face to Face)
subtract 4.33" (110mm) for B Type and 4.52" (115mm) for P Type.

50mm Square Stock Axles (Load Capacity 1600kg- 2250kg)

50mm square stock axles are machined for either P Type (Parallel) or 2 Tonne and 2.25 Tonne bearings.

Made To Order

M50SPXX,

M50S2TXX (Dexter Style)

M50S2.25TXX (ALKO Style)

XX = Length (Tip to Tip) in inches



To convert length (Tip to Tip) to length (Face to Face)
subtract 4.52" (115mm) for P type and 6.3" (160mm) for 2 Tonne and 2.25 Tonne.

Made To Order Axles - Australian Steel

39mm Round Axles (Load Capacity 1000kg)

All 39mm round axles are machined for A type (Holden) bearings.

Made To Order
M39RAXXXX-AU



To convert length (Tip to Tip) to length (Face to Face)
subtract 4.33" (110mm)

40mm Square Axles (Load Capacity 1000kg)

All 40mm square axles are machined for A type (Holden) bearings.

Made To Order
M40SAXXXX-AU



To convert length (Tip to Tip) to length (Face to Face)
subtract 4.33" (110mm)

45mm Square Axles (Load Capacity 1000kg- 1600kg)

45mm square axles are machined for A type (Holden) bearings. B Type (Ford) or P Type (Parallel) bearings.

Made To Order
M45SAXXXX-AU
M45SBXXXX-AU, M45SPXXXX-AU,



To convert length (Tip to Tip) to length (Face to Face)
subtract 4.33" (110mm) for A/B Bearings and 4.52" (115mm) for P Bearings.

50mm Square Axles (Load Capacity 1600kg- 2250kg)

50mm square axles are machined for either P Type (Parallel), 2 Tonne bearings (Dexter) or 2.25 Tonne bearings (ALKO).

Made To Order
M50SPXXXX-AU,
M50S2TXXXX-AU, M50S2.25TXXXX-AU



To convert length (Tip to Tip) to length (Face to Face)
subtract 4.52" (115mm) for P type and 6.3" (160mm) for 2 Tonne Dexter and 2.25 Tonne ALKO.

63mm Square Axles (Load Capacity 2500kg & 3000kg)

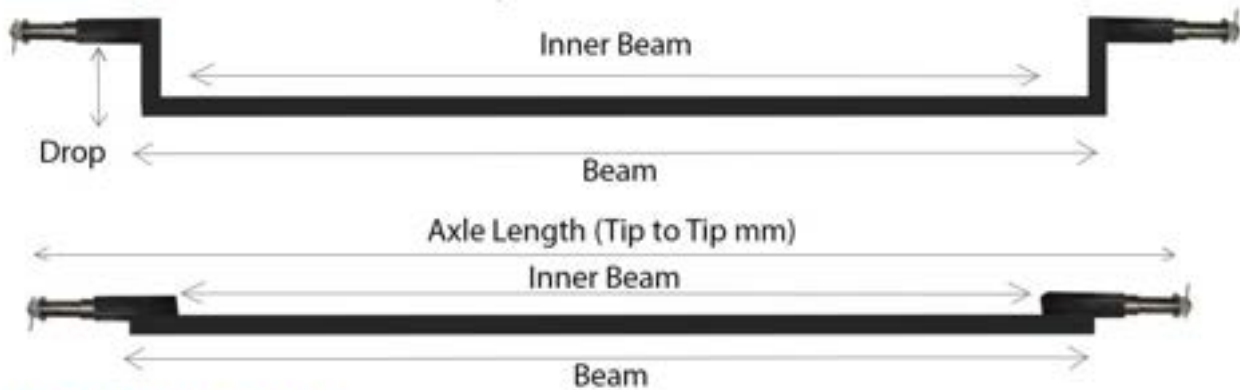
All 63mm square axles are machined for 2.5 Tonne (ALKO), 3 Tonne or 3 Tonne Parallel Bearings.

Made To Order
M63SQ3TPXXXX-AU,
M63SQ3TXXXX-AU, M63SQ2.5TXXXX-AU



To convert length (Tip to Tip) to length (Face to Face)
subtract 6.3" (160mm) for 2.5 Tonne and 6.69" (170mm) for 3 Tonne Parallel and standard 3 Tonne.

Drop And Overlay Axles



Product Codes

Made To Order

MAN

40
45
50

 S

A
B
P

 XXXX-DRP

2
3
4

XXXX = Length overall tip to tip

40 = 40mm SQ
45 = 45mm SQ
50 = 50mm SQ

A = HOLDEN BEARINGS
B = FORD BEARINGS
P = PARALLEL BEARINGS

2 = OVERLAY
3 = 3" DROP
4 = 4" DROP

Obtaining Measurements

When there is no axle or for a new build, the length can be calculated using Chassis Width, the wheel rim rear spaces or back space.

CW - Chassis Width Measurement can be obtained by trailer design (new trailers) or by measuring from outside of chassis rail to outside of chassis rail.

RS - Wheel Rim Rear Spacing, this can be measured if you have the rim by placing a straight edge across the back of the rim and then measuring the distance to the wheel mounting surface.

AFF - Axle Face To Face measurement is calculated using:

$$\text{AFF} = \text{CW} + 2 \text{ TC} + 2 \text{ BS}$$

Example 1. Chassis Width (CW) 1524mm (5ft)

Tyre 185R14LT

ROS +14

$$\text{AFF} = 1524 + 2 \times 45 + 2 \times 106.5 = 1827\text{mm}$$

RW - Rim Width can be calculated by $\text{RS} =$

Note: ROS can be positive or negative zero

$$\text{RW}/2 + \text{ROS}$$

BS - Wheel Back Space , if you have the wheel this can be measured as shown above, or to calculate this use the following formula:

$$\text{BS} = \text{TW}/2 + \text{ROS}$$

Example 1. 185R14LT tyre fitted to rim with positive 14 offset

$$= 185/2 + 14$$

$$= 106.5\text{mm}$$

Example 2. 235/75R15LT tyre fitted to rim with zero offset

$$= 235/2 + 0$$

$$= 117.5\text{mm}$$

TO MEASURE YOUR WHEEL BACKSPACE:

PLACE THE WHEEL ON THE GROUND (FACE UP)

MEASURE FROM THE FLOOR TO WHERE THE
WHEEL MEETS THE HUB FACE. (mm)



Assembled Lazy Axles

39mm Round/40mm Square Axles

Bearings - A type (Holden)

Hubs - HT, HQ, Ford, Mini, Mini (140), Commodore, Datsun, Landcruiser
(Other Hubs by special order)

Straight, Overlay, 3" Drop, 4" Drop.

Black and Galv



45mm Square Axles

Bearings - B type (Ford)
- P type (Parallel)

Hubs - HT, HQ, Ford, Mini, Commodore, Datsun, Landcruiser
(Other Hubs by special order)

Straight, Overlay, 3" Drop, 4" Drop.

Black and Galv



50mm Square Axles

Bearings - P type (Parallel)
- 2 tonne (Dexter)
- 2.25 tonne (ALKO)

Hubs - Ford, Landcruiser (5 & 6 stud)
(Other Hubs by special order)

Straight, Overlay, 3" Drop, 4" Drop.

Black and Galv



63mm Square Axles

Bearings - 2.5 Tonne
- 3 Tonne
- 3 Tonne Parallel

Hubs - Landcruiser (5 & 6 stud)
(Other Hubs by special order)

Straight, Overlay, 3" Drop, 4" Drop.

Black and Galv



Special Orders

Manutec carries blank hubs that can be machined and studded to suit different stud patterns.

Assembled Mechanical Brake Axles

Mechanical Drum - 39mm Round/ 40mm Square

Bearings - A type (Holden)

Hubs - 9" drum (HT, HQ, Ford, Landcruiser, Commodore)

Backing plates - 9" mechanical

Straight, Overlay, 3" Drop, 4" Drop.



Mechanical Drum - 45mm Square

Bearings - B type (Ford)

Hubs - 9" drum (HT, HQ, Ford, Mini, Landcruiser, Commodore)

Backing Plates - 9" Mechanical

Straight, Overlay, 3" Drop, 4" Drop.



Mechanical Disc - 39mm Round/ 40mm Square

Bearings - A type (Holden)

Hubs - 10" disc (HT, HQ, Ford, Mini, Landcruiser, Commodore)

10" disc - Beehive/Velox(HT/Mini)

Straight, Overlay, 3" Drop, 4" Drop.



Mechanical Disc - 45mm Square

Bearings

B type (Ford)

P type (Ford, LC6)

Hubs - 10", 11" & 12" disc

10" disc (F/HT/CD/HQ/LC)

10" disc - Beehive/Velox(HT/Mini)

11" disc (TL6 & P type)

12" disc (TL6, B type & P type)

12" disc (TL5, B type & P type)

Straight, Overlay, 3" Drop, 4" Drop.



Special Orders

Manutec carries blank hubs that can be machined and studded to suit different stud patterns.

Assembled Electric Brake Axles

39mm Round/40mm Square (10" Drum)

Bearings-A Type (Holden)
 Hubs - 10" drum (HT, HQ, Ford, Landcruiser, Commodore)
 Backing plates - 10" electric (Alko/Dexter)
 Options - Off road
 Straight, Overlay, 3" Drop, 4" Drop.



45mm Square (10" Drum)

Bearings - B Type (Ford)
 - P Type (Parallel-LC/Ford Only)
 Hubs - 10" drum (HT, HQ, Ford, Landcruiser 5/6, Commodore)
 Backing plates - 10" electric (Alko/Dexter)
 Options - Off road
 Straight, Overlay, 3" Drop, 4" Drop.



50mm Square (10" Drum)

Bearings - B Type (Ford)
 - P Type (Parallel)
 Hubs - 10" drum (HT, HQ, Ford, Landcruiser 5/6, Commodore)
 Backing plates - 10" electric (Alko/Dexter)
 Options - Off road
 Straight, Overlay, 3" Drop, 4" Drop.



50mm Square (12" Drum)

Bearings - 2 tonne (Dexter)
 - 2.25 tonne (Alko)
 Hubs - 12" drum - 2 tonne drum (LC5) (LC6)
 - 2.25 tonne drum (LC6)
 Backing plates - 12" electric (Alko/Dexter)
 Options - Off road
 Straight, Overlay, 3" Drop, 4" Drop.



63mm Square (12" Drum)

Bearings - 2.5 tonne (Alko)
 - 3 tonne
 - 3 tonne parallel
 Hubs - 12" - 2.5 tonne drum (LC6)
 - 3 tonne (LC5/LC6)
 - 3 tonne parallel (LC6)
 Backing plates - 12" Electric (Alko/Dexter)
 Options - Off road
 Straight, Overlay, 3" Drop, 4" Drop.



Special Orders

Manutec carries blank hubs that can be machined and studded to suit different stud patterns.

Assembled Hydraulic Drum Brake Axles Hydraulic Drum

39mm Round/40mm Square (9" Drum)

Bearings - A type (Holden)

Hubs - 9" Drum (HT, HQ, Ford, Mini, Landcruiser, Commodore)

Backing plates - 9" hydraulic

Straight, Overlay, 3" Drop, 4" Drop.



45mm Square (9" and 10" Drum)

Bearings - B type (Ford)

- P type (Parallel-LC/Ford only)

Hubs - 9" & 10" Drum (HT, HQ, Ford, Landcruiser, Commodore)

Backing plates - 9" hydraulic & 10" hydraulic

Straight, Overlay, 3" Drop, 4" Drop.



50mm Square (10" Drum)

Bearings - B type (Ford)

- P type (Parallel)

Hubs - 10" Drum (HT, HQ, Ford, Landcruiser, Commodore)

Backing plates - 10" hydraulic

Straight, Overlay, 3" Drop, 4" Drop.



50mm Square (12" Drum)

Bearings - 2 tonne (Dexter)

- 2.25 tonne (Alko)

Hubs - 12" Drum - 2 tonne drum (LC5/LC6)

- 2.25 tonne drum (LC6)

Backing plates - 12" hydraulic (Option Single/Dual cylinder)

Straight, Overlay, 3" Drop, 4" Drop.



63mm Square (12" Drum)

Bearings - 2.5 tonne

- 3 tonne, 3 tonne parallel

Hubs - 12" Drum - 2.5 tonne drum (LC6)

- 3 tonne drum (LC5/LC6)

- 3 tonne parallel (LC6)

Backing plates - 12" hydraulic (Option Single/Dual cylinder)

Straight, Overlay, 3" Drop, 4" Drop.



Special Orders

Manutec carries blank hubs that can be machined and studded to suit different stud patterns.

Assembled Hydraulic Disc Brake Axles Hydraulic Disc

39mm Round/40mm Square

Bearings - A type (Holden)
Hubs - 10" Disc (HT, HQ, Ford, Commodore)
Straight, Overlay, 3" Drop, 4" Drop.



45mm Square

Bearings
- B type (Ford)
- P type (Parallel-LC/ Ford only)
Hubs - 10" Disc B type (HT, HQ, Ford, Commodore)
- 11" Disc P type (Landcruiser)
- 12" Disc B type (Landcruiser)
- 12" Disc P type (Landcruiser)
Straight, Overlay, 3" Drop, 4" Drop.



50mm Square

Bearings - P type (Parallel)
- 2 tonne(Dexter)
- 2.25 tonne(ALKO)
Hubs - 11" Disc P type (Landcruiser)
- 11" Disc 2.25 tonne ALKO (Landcruiser)
- 12" Disc P type (Landcruiser)
- 12" Disc 2 tonne Dexter (Landcruiser)
Straight, Overlay, 3" Drop, 4" Drop.



63mm Square

Bearings - 2.5 tonne
- 3 tonne
Hubs - 11" Disc 2.5 tonne ALKO (Landcruiser)
- 12" Disc 3.0 tonne(Landcruiser)
Straight, Overlay, 3" Drop, 4" Drop.



Special Orders

Manutec carries blank hubs that can be machined and studded to suit different stud patterns.

Section 5

Trailer Wheels & Mudguards, Rims & Tyres



Manutec PTY LTD
30 Jonal Drive
CAVAN SA 5094

www.manutec.com.au
Ph. (08) 8260 2277
Fax. (08) 8260 2399

Trailer Wheels 8" - 9"

Rims Only

Item Code	Type	Size	Colour	Model	PCD	CB	Offset	Max Load
8RIMIH/A-C	Alloy	8X3.0D	NATURAL	INTEGRAL	N/A	N/A	10N	375KG
8RIMIH/A	Alloy	8X3.0D	NATURAL	INTEGRAL	N/A	N/A	10N	375KG
8RIMHT/A	Alloy	8X3.0D	NATURAL	HOLDEN HT	5X107.95	84	10N	375KG
9RIMHT/A	Alloy	9X4.5A	NATURAL	HOLDEN HT	5X107.95	84	11N	650KG
9RIMHT/AW	Alloy	9X4.5A	WHITE	HOLDEN HT	5X107.95	84	11N	650KG



Wheels Complete With Tyre And Tube

Item Code	Type	Size	Colour	PCD	CB	Offset	Max Load
4.8/4.0X8/6P/AIH-C	Alloy	8X3.0D	NATURAL	INTEGRAL (INC. BEARING KIT)	N/A	10N	345KG
4.8/4.0X8/6P/AIH	Alloy	8X3.0D	NATURAL	INTEGRAL (CUPS ONLY)	N/A	10N	345KG
4.8/4.0X8/6P/AHT	Alloy	8X3.0D	NATURAL	HT - 5X107.95	84	10N	345KG
6.9/6.00X9/6P/AHT	Alloy	9X4.5A	NATURAL	HT - 5X107.95	84	10N	500KG



Tyres Only

Item Code	Size	Tread	Speed Index	PLY Rating	Max Load
4.8/4.0X8/6P	8"	HIGHWAY	62m	4 PLY TUBE TYRE	265KG
4.80/4.00-8(6)HWY	8"	HIGHWAY	62m	4 PLY TYRE AND TUBE	265KG
6.90/6.00-9(6)HWY	9"	HIGHWAY	84m	6 PLY	500KG
6.90/6.00-9(10)HWY	9"	HIGHWAY	95m	10 PLY	690KG

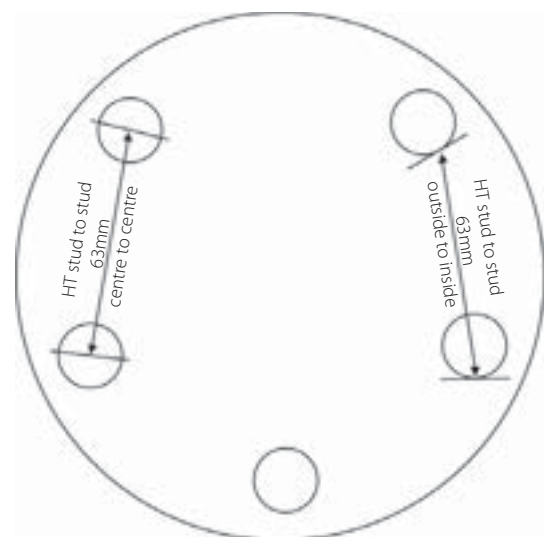


Tubes Only

Item Code	Size	Tread
4.00-8TUBE	8"	TUBE
6.00-9TUBE	9"	TUBE



IMPORTANT: All **PLY Rating Max Load & Speed Index** info is approximate only as ratings can change between brands. Please contact us to check current stock ratings.



You can measure from centre to centre or from outside edge to inside edge to get PCD.

	STUD NUMBER	STUD TO STUD	PCD	
Mini	4	71mm	101.6mm	4"
Datsun	4	80mm	114.30mm	4 1/2"
HT	5	63mm	107.95mm	4 1/4"
HQ	5	71mm	120.65mm	4 3/4"
Commodore	5	70mm	120mm	
Ford	5	67mm	114.30mm	4 1/2"
TL5	5	88.5mm	150mm	
TL6	6	69mm	139.70mm	5 1/2"
F100	5	84mm	139.70mm	5 1/2"

Trailer Wheels 10"

Rim Only

Item Code	Type	Size	Colour	Model	PCD	CB	Offset	Max Load
10RIMIH/A-C	Alloy	10X3.5B	NATURAL	INTEGRAL (INC. BEARING KIT)	N/A	N/A	6N	550KG
10RIMIH/A	Alloy	10X3.5B	NATURAL	INTEGRAL	N/A	N/A	6N	550KG
10RIMHT/A	Alloy	10X3.5B	NATURAL	HOLDEN HT	5X107.95	84	6N	550KG
10RIMHT/AW	Alloy	10X3.5B	WHITE	HOLDEN HT	5X107.95	84	6N	550KG
10RIMMI/A	Alloy	10X3.5B	NATURAL	MINI	4X101.6	84	6N	550KG
10X4.5RIMF/HTG	Steel	10X4.5	Galv	FORD/HOLDEN HT MULTI	5X114.3 - 5X107.95	75	0	400KG



Rim & Tyre Fitted (Steel Wheels)

Item Code	Size	Tyre Size	Colour	Model	PCD	CB	Offset	Max Load
5.00X10/6P/G/HTF	10X4	5.00X10(8)HWY	GALV	FORD HT MULTI	5X114.3 - 5X107.95	75	0	400KG



Alloy Wheels Complete With Tyre And Tube

Item Code	Size	Colour	PCD	CB	Offset	Max Load
5.00X10/8P/AIH	10"	NATURAL	INTEGRAL- CUPS ONLY	N/A	6N	550KG
5.00X10/8P/AIH-C	10"	NATURAL	INTEGRAL-INC HOLDEN BEARING KIT	N/A	6N	550KG
5.00X10/8P/AHT	10"	NATURAL	HT - 5X107.95	75	6N	550KG
5.00X10/8P/AMI	10"	NATURAL	MINI - 4X101.6	63	6N	550KG



Tubes Only

Item Code	Size	Tread
5.00-10TUBE	10"	TUBE



Tyre Only

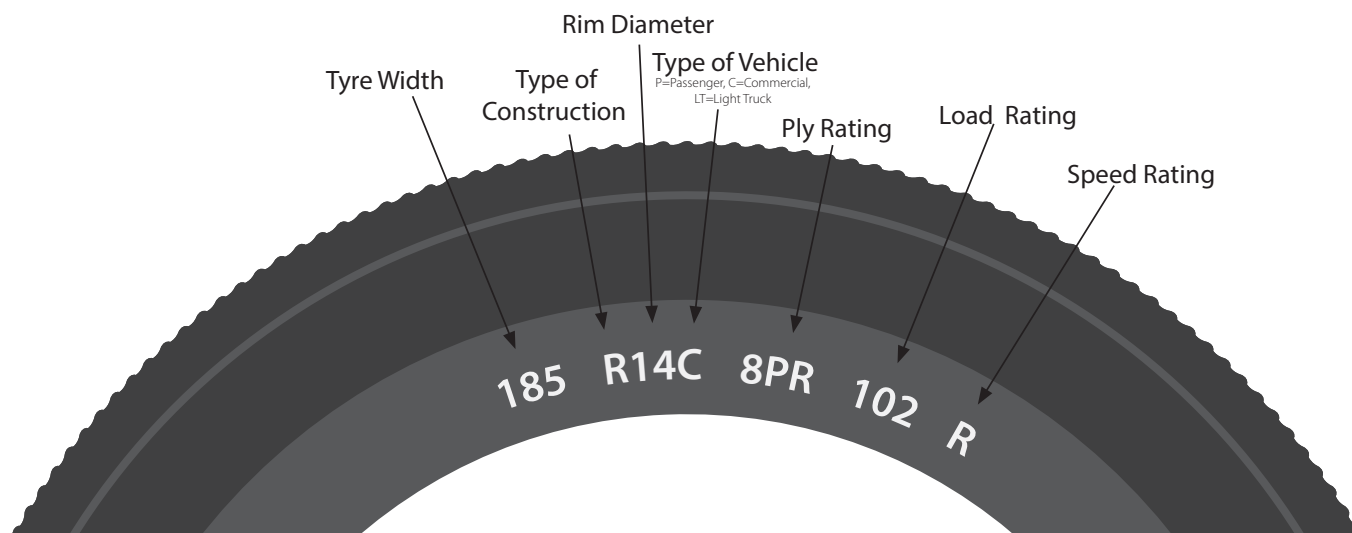
Item Code	Size	Style	Tread	Speed Index	PLY Rating	Max Load
5.00-10(8HWY(T)	10"	TUBE	HIGHWAY	79N	8 PLY	500KG



Tyre & Tube

Item Code	Size	Style	Tread	Speed Index	PLY Rating	Max Load
5.00-10(8)HWY	10"	TUBE	HIGHWAY	79N	8 PLY	500KG

IMPORTANT: All **PLY Ratin Max Load & Speed Index** info is approximate only as ratings can change between brands. Please contact us to check current stock ratings.



Trailer Wheels 13"

Rim Only

Item Code	Type	Size	Colour	Model	PCD	CB	Offset	Max Load
13RIMF/AS	Alloy	13X5.0JJ	SILVER	FORD	5X114.3	67	10P	830KG
13RIMF/AW	Alloy	13X5.0JJ	WHITE	FORD	5X114.3	67	10P	830KG
13RIMHT/AS	Alloy	13X5.0JJ	SILVER	HT	5X107.95	65	10P	830KG
13RIMHT/AW	Alloy	13X5.0JJ	WHITE	HT	5X107.95	65	10P	830KG
13RIMHT/A	Alloy	13X5.0JJ	NATURAL	HT	5X107.95	65	10P	830KG
13RIMF/A	Alloy	13X5.0JJ	NATURAL	FORD	5X114.3	75	10P	830KG
13X4.5RIMF/G	Steel	13X4.5	GALV	FORD	5X114.3	84	0	750KG
13X4.5RIMF/W	Steel	13X4.5	WHITE	FORD	5X114.3	84	0	750KG
13X4.5RIMF/HTG	Steel	13X4.5	GALV	FORD HT MULTI	5X114.3 - 5X107.95	75	0	750KG
13X4.5RIMF/HTW	Steel	13X4.5	WHITE	FORD HT MULTI	5X114.3 - 5X107.95	75	0	750KG



Rim & Tyre Fitted (Steel Wheels)

Item Code	Size	Tyre Size	Colour	Model	PCD	CB	Offset	Max Load
13X4.5/155R/G/F	13X4.5	155R13LT	GALV	FORD	5X114.3	84	0	600KG
13X4.5/155R/W/F	13X4.5	155R13LT	WHITE	FORD	5X114.3	84	0	600KG
13X4.5/155R/G/M	13X4.5	155R13LT	GALV	FORD HT MULTI	5X114.3 - 5X107.95	84	0	600KG
13X4.5/155R/W/M	13X4.5	155R13LT	WHITE	FORD HT MULTI	5X114.3 - 5X107.95	84	0	600KG
13X4.5/175R/G/F	13X4.5	175R13LT	GALV	FORD	5X114.3	84	0	730KG
13X4.5/175R/G/M	13X4.5	175R13LT	GALV	FORD HT MULTI	5X114.3 - 5X107.95	84	0	730KG
13X4.5/175R/W/M	13X4.5	175R13LT	WHITE	FORD HT MULTI	5X114.3 - 5X107.95 - MULTI	84	0	730KG
13X4.5/175R/W/F	13X4.5	175R13LT	WHITE	FORD	5X114.3 - 5X107.95 - MULTI	84	0	730KG



Tyres Only

Item Code	Size	Style	Tread	Speed Index	PLY Rating	Max Load
155R13C	13"	LIGHT TRUCK	HIGHWAY	140km/h	8 PLY	600KG
175R13LT	13"	LIGHT TRUCK	HIGHWAY	160km/h	8 PLY	730KG



IMPORTANT: All **PLY Rating Max Load & Speed Index** info is approximate only as ratings can change between brands. Please contact us to check current stock ratings.

Trailer Wheels 14"

Steel Rim Only 14"

Item Code	Type	Size	Colour	Model	PCD	CB	Offset	Max Load
14X5RIMF/B	Steel	14X5	BLACK	FORD	5X114.3	84	13P	850KG
14X6RIMCD/G	Steel	14X6	GALV	COMMODORE	5X120	84	14P	850KG
14X6RIMCD/W	Steel	14X6	WHITE	COMMODORE	5X120	84	14P	850KG
14X6RIMCD/B	Steel	14X6	BLACK	COMMODORE	5X120	84	14P	850KG
14X6RIMF/W	Steel	14X6	WHITE	FORD	5X114.3	84	14P	850KG
14X6RIMF/B	Steel	14X6	BLACK	FORD	5X114.3	84	14P	850KG
14X6RIMF/G	Steel	14X6	GALV	FORD	5X114.3	84	14P	850KG
14X6RIMF/W-950KG	Steel	14X6	WHITE	FORD	5X114.3	84	14P	950KG
14X6RIMF/W-ZERO	Steel	14X6	WHITE	FORD	5X114.3	84	0	850KG
14X6RIMLC6/W-950KG	Steel	14X6	WHITE	LANDCRUISER	6X139.7	110	14P	950KG
14X6RIMHT/W	Steel	14X6	WHITE	HOLDEN HT	5X107.95	75	14P	850KG
14X6RIMHT/B	Steel	14X6	BLACK	HOLDEN HT	5X107.95	75	14P	850KG
14X6RIMHT/G	Steel	14X6	GALV	HOLDEN HT	5X107.95	75	14P	850KG
14X6RIMHQ/B	Steel	14X6	BLACK	HOLDEN HQ	5X120.65	84	14P	850KG
14X6RIMHQ/W	Steel	14X6	WHITE	HOLDEN HQ	5X120.65	84	14P	850KG
14X6RIMHQ/G	Steel	14X6	GALV	HOLDEN HQ	5X120.65	84	14P	850KG
14X6RIMLC6/W	Steel	14X6	WHITE	LANDCRUISER	6X139.7	110	14P	850KG
14X6RIMLC6/B	Steel	14X6	BLACK	LANDCRUISER	6X139.7	110	14P	850KG
14X6RIMLC6/G	Steel	14X6	GALV	LANDCRUISER	6X139.7	110	14P	850KG



Alloy Rim Only 14"

Item Code	Type	Size	Colour	Model	PCD	CB	Offset	Max Load
14RIMF/AS	Alloy	14X6.0JJ	SILVER	FORD	5X114.3	84	10P	1050KG
14RIMF/AW-TX1	Alloy	14X6.0JJ	WHITE	FORD	5X114.3	84	10P	1050KG
14RIMHT/AS	Alloy	14X6.0JJ	SILVER	HOLDEN HT	5X107.95	75	10P	1050KG
14RIMHT/AW	Alloy	14X6.0JJ	WHITE	HOLDEN HT	5X107.95	75	10P	1050KG
14RIMLC6/AS-TX1	Alloy	14X6.0JJ	SILVER	LANDCRUISER	6X139.7	110	10P	1050KG
14RIMLC6/AW-TX1	Alloy	14X6.0JJ	WHITE	LANDCRUISER	6X139.7	110	10P	1050KG
14RIMHT/A-TX1	Alloy	14X6.0JJ	NATURAL	HOLDEN HT	5X107.95	75	10P	1050KG
14RIMF/A-TX1	Alloy	14X6.0JJ	NATURAL	FORD	5X114.3	84	10P	1050KG
14RIMF/AB-TX2	Alloy	14X6.0JJ	BLACK	FORD	5X114.3	84	10P	1050KG
14RIMF/AS-TX2	Alloy	14X6.0JJ	SILVER	FORD	5X114.3	84	10P	1050KG
14RIMF/ASMF-TX2	Alloy	14X6.0JJ	SILVER MACHINE FACE	FORD	5X114.3	84	10P	1050KG
14RIMF/AW-TX2	Alloy	14X6.0JJ	WHITE	FORD	5X114.3	84	10P	1050KG
14RIMLC6/A-TX1	Alloy	14X6.0JJ	NATURAL	LANDCRUISER	6X139.7	110	10P	1050KG



IMPORTANT: All **PLY Ratin Max Load & Speed Index** info is approximate only as ratings can change between brands. Please contact us to check current stock ratings.

Steel Trailer Wheels 14"

Rim & Tyre Fitted

Item Code	Size	Tyre Size	Colour	Model	PCR	CB	Offset	Max Load
14X6/185R/G/F	14X6	185R14LT	GALV	FORD	5X114.3	84	14P	850KG
14X6/185R/W/F	14X6	185R14LT	WHITE	FORD	5X114.3	84	14P	850KG
14X6/185R/B/F	14X6	185R14LT	BLACK	FORD	5X114.3	84	14P	850KG
14X6/195R/W/F	14X6	195R14LT	WHITE	FORD	5X114.3	84	14P	950KG
14X6/195R/B/F	14X6	195R14LT	BLACK	FORD	5X114.3	84	14P	950KG
14X6/185R/W/F-ZERO	14X6	185R14LT	WHITE	FORD	5X114.3	84	0	850KG
14X6/185R/W/HT	14X6	185R14LT	WHITE	HOLDEN HT	5X107.95	75	14P	850KG
14X6/185R/G/HT	14X6	185R14LT	GALV	HOLDEN HT	5X107.95	75	14P	850KG
14X6/185R/B/HT	14X6	185R14LT	BLACK	HOLDEN HT	5X107.95	75	14P	850KG
14X6/185R/W/HQ	14X6	185R14LT	WHITE	HOLDEN HQ	5X120.65	84	14P	850KG
14X6/185R/B/HQ	14X6	185R14LT	BLACK	HOLDEN HQ	5X120.65	84	14P	850KG
14X6/185R/G/HQ	14X6	185R14LT	GALV	HOLDEN HQ	5X120.65	84	14P	850KG
14X6/185R/W/CD	14X6	185R14LT	WHITE	COMMODORE	5X120	84	14P	850KG
14X6/185R/B/CD	14X6	185R14LT	BLACK	COMMODORE	5X120	84	14P	850KG
14X6/185R/G/CD	14X6	185R14LT	GALV	COMMODORE	5X120	84	14P	850KG
14X6/185R/B/LC6	14X6	185R14LT	BLACK	LANDCRUISER	6X139.7	110	14P	850KG
14X6/185R/W/LC	14X6	185R14LT	WHITE	LANDCRUISER	6X139.7	110	14P	850KG
14X6/185R/G/LC	14X6	185R14LT	GALV	LANDCRUISER	6X139.7	110	14P	850KG
14X6/195R/B/LC	14X6	195R14LT	BLACK	LANDCRUISER	6X139.7	110	14P	950KG
14X6/195R/W/LC	14X6	195R14LT	WHITE	LANDCRUISER	6X139.7	110	14P	950KG
14X6/195R/G/LC	14X6	195R14LT	WHITE	LANDCRUISER	6X139.7	110	14P	950KG



Tyre Only

Item Code	Size	Style	Tread	Speed Index	PLY Rating	Max Load
185R14LT	14"	LIGHT TRUCK	HIGHWAY	160km/h	8 PLY	850KG
195R14LT	14"	LIGHT TRUCK	HIGHWAY	160km/h	8 PLY	950KG



IMPORTANT: All **PLY Rating Max Load & Speed Index** info is approximate only as ratings can change between brands. Please contact us to check current stock ratings.

Steel Trailer Wheels 15"

Rim Only

Item Code	Size	Colour	Model	PCD	CB	Offset	Max Load
15X6RIMLC6/G	15X6	WHITE	LANDCRUISER	6X139.7	110	0	1200KG
15X6RIMLC6/W	15X6	WHITE	LANDCRUISER	6X139.7	110	0	1200KG
15X7RIMF5/W	15X7	WHITE	FORD	5X114.3	84	0	1200KG
15X7RIMLC6/B	15X7	BLACK	LANDCRUISER	6X139.7	110	0	1200KG
15X7RIMLC6/G	15X7	GALV	LANDCRUISER	6X139.7	110	0	1200KG
15X7RIMLC6/W	15X7	WHITE	LANDCRUISER	6X139.7	110	0	1200KG



Rim & Tyre Fitted

Item Code	Size	Tyre Size	Colour	Model	PCD	CB	Offset	Max Load
15X6/LT195R15/W/F	15X6	LT195/70R15	WHITE	FORD	5X114.3	110	0	900KG
15X7/LT235R15/W/F	15X7	235/75R15LT	WHITE	FORD	5X114.3	110	0	900KG
15X7/LT235R15/B/F	15X7	235/75R15LT	BLACK	FORD	5X114.3	110	0	900KG
15X7/OR235R15/W/F	15X7	235/70R15LT-OR	WHITE	FORD	5X114.3	110	0	900KG
15X7/LT235R1510P/W/F	15X7	235/75R15LT10P	WHITE	FORD	5X114.3	110	0	1250KG
15X6/LT195R15/W/LC	15X6	LT195/70R15	WHITE	LANDCRUISER	6X139.7	110	0	900KG
15X6/LT215R15/W/LC	15X6	LT215/75R15	WHITE	LANDCRUISER	6X139.7	110	0	900KG
15X7/LT195R15/W/LC	15X7	LT195/70R15	WHITE	LANDCRUISER	6X139.7	110	0	900KG
15X7/OR235R15/B/LC	15X7	235/75R15LT-OR	BLACK	LANDCRUISER	6X139.7	110	0	900KG
15x7/LT195R15/B/LC	15X7	LT195/70R15	BLACK	LANDCRUISER	6X139.7	110	0	900KG
15X7/LT195R15/G/LC	15X7	LT195/70R15	GALV	LANDCRUISER	6X139.7	110	0	900KG
15X7/LT215R15/W/LC	15X7	LT215/75R15	WHITE	LANDCRUISER	6X139.7	110	0	800KG
15X7/LT215R15/B/LC	15X7	LT215/75R15	BLACK	LANDCRUISER	6X139.7	110	0	800KG
15X7/LT225R15/B/LC	15X7	225/70R15LT	BLACK	LANDCRUISER	6X139.7	110	0	1120KG
15X7/LT235R1510P/B/LC	15X7	235/75R15LT/10P	BLACK	LANDCRUISER	6X139.7	110	0	1250KG
15X7/LT235R1510P/G/LC	15X7	235/75R15LT/10P	GALV	LANDCRUISER	6X139.7	110	0	1250KG
15X7/LT225R15/W/LC	15X7	LT225/70R15	WHITE	LANDCRUISER	6X139.7	110	0	1000KG
15X7/LT235R15/G/LC	15X7	235/75R15LT	GALV	LANDCRUISER	6X139.7	110	0	900KG
15X7/LT235R15/W/LC	15X7	235/75R15LT	WHITE	LANDCRUISER	6X139.7	110	0	900KG
15X7/LT235R15/B/LC	15X7	235/75R15LT	BLACK	LANDCRUISER	6X139.7	110	0	900KG
15X7/OR235R15/G/LC	15X7	235/75R15LT-OR	GALV	LANDCRUISER	6X139.7	110	0	900KG
15X7/OR235R15/W/LC	15X7	235/75R15LT-OR	WHITE	LANDCRUISER	6X139.7	110	0	900KG
15X7/LT235R1510P/W/LC	15X7	235/75R15LT/10P	WHITE	LANDCRUISER	6X139.7	110	0	1250KG



Tyres Only

Item Code	Tyre Size	Style	Tread	Speed Index	PLY Rating	Max Load
235/75R15LT	15"	LIGHT TRUCK	ALL-TERRAIN	160km/h	6 PLY	900KG
235/75R15LT-OR	15"	LIGHT TRUCK	OFF-ROAD	180km/h	6 PLY	900KG
235/75R15LT/10P	15"	LIGHT TRUCK	ALL-TERRAIN	160km/h	10 PLY	1250KG
225/75R15LT	15"	LIGHT TRUCK	ALL-TERRAIN	180km/h	6 PLY	1060KG



IMPORTANT: All **PLY Rating Max Load & Speed Index** info is approximate only as ratings can change between brands. Please contact us to check current stock ratings.

Steel Trailer Wheels 16"

Rim Only

Item Code	Size	Colour	Model	PCD	CB	Offset	Max Load
16X7RIMHQ/W	16X7	WHITE	HOLDEN HQ	5X120.65	84	0	1200KG
16X7RIMLC5/W	16X7	WHITE	LANDCRUISER	5X150	112	0	1200KG
16X7RIMLC6/W	16X7	WHITE	LANDCRUISER	6X139.7	110	0	1200KG
16X7RIMLC6/B	16X7	BLACK	LANDCRUISER	6X139.7	110	0	1200KG
16X7RIMLC5/B	16X7	BLACK	LANDCRUISER	6X139.7	112	0	1200KG



Rim & Tyre Fitted

Item Code	Size	Tyre Size	Colour	Model	PCD	CB	Offset	max load
16X7/LT215R16/B/LC	16X7	215/75R16LT	BLACK	LANDCRUISER	6X139.7	110	0	800KG
16X7/LT245R16/W/LC	16X7	245/75R16LT	WHITE	LANDCRUISER	6X139.7	110	0	1400KG
16X7/LT245R16/W/LC5	16X7	245/75R16LT	WHITE	LANDCRUISER	5X150	112	0	1400KG
16X7/OR245R16/W/LC	16X7	245/75R16LT-OR	WHITE	LANDCRUISER	6X139.7	110	0	1400KG
16X7/OR245R16/W/LC5	16X7	245/75R16LT-OR	WHITE	LANDCRUISER	5X150	112	0	1400KG
16X7/LT245R16/B/LC	16X7	245/75R16LT	BLACK	LANDCRUISER	6X139.7	110	0	1400KG
16X7/LT245R16/B/LC5	16X7	245/75R16LT	BLACK	LANDCRUISER	5X150	112	0	1400KG
16X7/OR245R16/B/LC	16X7	245/75R16LT-OR	BLACK	LANDCRUISER	6X139.7	110	0	1400KG
16X7/OR245R16/B/LC5	16X7	245/75R16LT-OR	BLACK	LANDCRUISER	5X150	112	0	1400KG



Tyres Only

Item Code	Tyre Size	Style	Tread	Speed index	PLY Rating	Max Load
225/75R16LT	16"	LIGHT TRUCK	ALL-TERRAIN	180km/h	6 PLY	1060KG
245/75R16LT	16"	LIGHT TRUCK	ALL-TERRAIN	160km/h	10 PLY	1400KG
265/75R16LT	16"	LIGHT TRUCK	ALL-TERRAIN	180km/h	10 PLY	1550KG



IMPORTANT: All **PLY Rating Max Load & Speed Index** info is approximate only as ratings can change between brands. Please contact us to check current stock ratings.



Ask for bulk pallet pricing



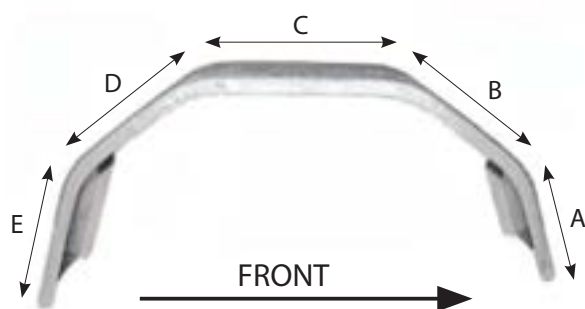
MPTC
Portable Trailer Wheel
Tyre Changer

Mudguards

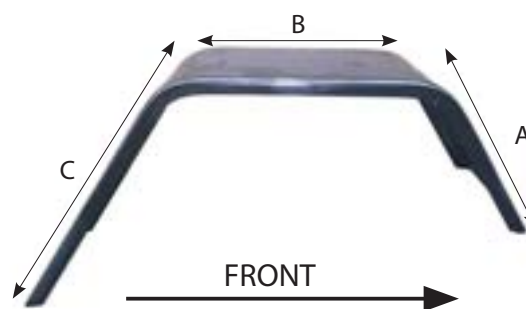
Steel Mudguards - Single Axle

Item Code	Description	Suits	Finish	Width	Length	Height	A	B	C	D	E
MGS8Z	8" Single Axle Mudguard - 4 Fold	10" - 13" Wheels	Smooth - Zinc	200mm	740mm	300mm	270mm	180mm	270mm	180mm	190mm
MGS8G	8" Single Axle Mudguard - 4 Fold	10" - 13" Wheels	Smooth - Galv	200mm	740mm	300mm	270mm	180mm	270mm	180mm	190mm
MGSB200X695	8" Single Axle Mudguard - 4 Fold	10" - 13" Wheels	Smooth - Black	200mm	695mm	310mm	180mm	180mm	250mm	200mm	180mm
MGSZ200X695	8" Single Axle Mudguard - 4 Fold	10" - 13" Wheels	Smooth - Zinc	200mm	695mm	310mm	180mm	180mm	250mm	200mm	180mm
MGSB200X850	8" Single Axle Mudguard - 4 Fold	13" - 14" Wheels	Smooth - Black	200mm	850mm	340mm	150mm	200mm	370mm	190mm	240mm
MGSB200X850	8" Single Axle Mudguard - 4 Fold	13" - 14" Wheels	Smooth - Galv	200mm	850mm	340mm	150mm	200mm	370mm	190mm	240mm
MGSB200X850	8" Single Axle Mudguard - 4 Fold	13" - 14" Wheels	Checker - Black	255mm	850mm	340mm	150mm	200mm	370mm	190mm	240mm
MGSB255X850	10" Single Axle Mudguard - 4 Fold	13" - 14" Wheels	Smooth - Galv	255mm	850mm	340mm	150mm	200mm	370mm	190mm	240mm
MGSB255X850	10" Single Axle Mudguard - 4 Fold	13" - 14" Wheels	Smooth - Black	255mm	850mm	340mm <td 150mm	200mm	370mm	190mm	240mm	
MGSB255X850	10" Single Axle Mudguard - 4 Fold	13" - 14" Wheels	Checker - Black	280mm	980mm	490mm	300mm	200mm	390mm	230mm	370mm
MGS10B2F	10" Single Axle Mudguard - 2 Fold	13" - 14" Wheels	Smooth - Black	255mm	880mm	360mm	290mm	370mm	470mm	N/A	N/A
MGS10G2F	10" Single Axle Mudguard - 2 Fold	13" - 14" Wheels	Smooth - Galv	255mm	880mm	360mm	290mm	370mm	470mm	N/A	N/A

4 FOLD

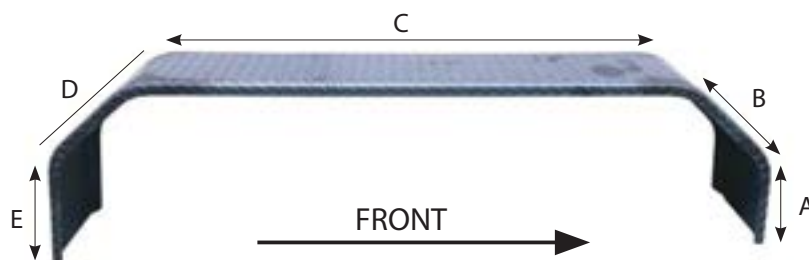


2 FOLD



Steel Mudguards - Tandem & Tri Axle

Item Code	Description	Suits	Finish	Width	Length	Height	A	B	C	D	E
MGTZ230X1720	9" Tandem Axle Mudguard - 4 Fold	14" - 15" Wheels	Smooth - Zinc	230mm	1720mm	465mm	200mm	260mm	1210mm	260mm	290mm
MGTG230X1720	9" Tandem Axle Mudguard - 4 Fold	14" - 15" Wheels	Smooth - Galv	230mm	1720mm	465mm	200mm	260mm	1210mm	260mm	290mm
MGTC230X1720	9" Tandem Axle Mudguard - 4 Fold	14" - 15" Wheels	Checker - Black	230mm	1720mm	465mm	200mm	260mm	1210mm	260mm	290mm
MGTC230X1560	9" Tandem Axle Mudguard - 4 Fold	14" - 15" Wheels	Checker - Black	230mm	1560mm	465mm	200mm	260mm	1040mm	260mm	290mm
MGTC280X1560	11" Tandem Axle Mudguard - 4 Fold	14" - 15" Wheels	Checker - Black	280mm	1560mm	465mm	200mm	260mm	1040mm	260mm	290mm
MGTB280X1560	11" Tandem Axle Mudguard - 4 Fold	14" - 15" Wheels	Smooth - Black	280mm	1560mm	465mm	200mm	260mm	1040mm	260mm	290mm
MGTC280X1870	11" Tandem Axle Mudguard - 4 Fold	15" - 16" Wheels	Checker - Black	280mm	1870mm	480mm	200mm	260mm	1330mm	260mm	290mm
MGTRC255X2700	10" Tri Axle Mudguard - 4 Fold	15" - 16" Wheels	Checker - Black	255mm	2700mm	475mm	200mm	260mm	2200mm	260mm	290mm



Wheel Accessories

<p>MWN716</p>  <p>Zinc 7/16" Wheel Nut</p>	<p>MWN12</p>  <p>Zinc 1/2" Wheel Nut</p>	<p>MWN916</p>  <p>Zinc 9/16" Wheel Nut</p>	<p>MWN716-C Chrome Wheel Nut 7/16" 34mm Long</p>  <p>19mm Socket</p>	<p>MWN12-C Chrome Wheel Nut 1/2" 34mm Long</p>  <p>19mm Socket</p>	<p>MWN12-B</p>  <p>Black Wheel Nuts 1/2 Inch 35mm Long</p>
<p>MSNS12</p>  <p>Chrome 1/2" Spline Nut</p>	<p>MSNS12</p>  <p>1/2" Spline Nut Set</p>	<p>MLNS716</p>  <p>Chrome 7/16" Lock Nut Set 19mm & 21mm</p>	<p>MLNS12</p>  <p>Chrome 1/2" Lock Nut Set 19mm & 21mm</p>	<p>MLNS12-LIK</p>  <p>1/2 Inch Lock Nut Set Long Internal Key</p>	
<p>MSNK Spline Drive Key Multi-Socket Type-C</p>  <p>17-19-21mm</p>	<p>MWSN14MM Chrome M14x1.5mm Open Spline Nut</p>  <p>Spline Drive</p>	<p>MWS14MM</p>  <p>14mm x 1.5 x 47 Black Stud</p>	<p>TR413SSTV</p>  <p>Short Stem Tubeless Valve</p>	<p>TR413SSTV-C</p>  <p>Short Stem Tubeless Valve-Chrome</p>	
<p>MDS-M</p>  <p>Small Decal (Magnum)</p>	<p>MPIFPCAP-60MM</p>  <p>Push in small flat chrome plastic cap (ICW Decal)</p>	<p>MDL-P</p>  <p>Decal Large (Performance)</p>	<p>MDS-SL</p>  <p>Decal Small (Superlite)</p>	<p>MPIFPCAP-60ND</p>  <p>Fit Plastic Push in cap (No Decal)</p>	
<p>MPISRCAP-68MM Suits 14"</p>  <p>Push in small round chrome plastic cap (No Decal)</p>	<p>MCC84MM</p>  <p>Chrome Steel Cap 84mm</p>	<p>MPIHEXCAP-78MM</p>  <p>Push in hex chrome plastic cap (No Decal)</p>	<p>MPCC110MM</p>  <p>Chrome Plastic Cap 110mm (No Decal)</p>	<p>MCC110MM</p>  <p>Chrome Steel Cap 110mm</p>	

Section 6

Spring Sets & Components



NOTE: All load capacity for single axle spring sets is per pair. All load capacity for dual axle spring sets is per two pair. Load capacity for dual axle non-load sharing suspension is not adjusted for the 120% ATM as required by the ADR.

Manutec PTY LTD
30 Jonal Drive
CAVAN SA 5094

www.manutec.com.au
Ph. (08) 8260 2277
Fax. (08) 8260 2399













MANUTEC SPRING & CHASSIS COMPONENTS

Manutec offers a wide range of trailer springs including slipper springs, eye-eye springs, roller rocker springs, off-road springs and parabolic springs in both a painted and galv/dacromet options.

Springs can be purchased individually or as sets to suit single, tandem or tri axle trailers. All spring sets come unassembled (supplied loose).

We also offer an extensive range of spare parts and components including spring hangers, rocker arms, bushes, shackle plates, axle pads, fish plates, spring bolts, u-bolts and more.

MANUTEC SPRING RANGE

			
SLIPPER SPRING 45mm x 6mm 765mm LONG	SLIPPER SPRING 45mm x 8mm 710mm LONG	SLIPPER SPRING 60mm 775mm LONG	PARABOLIC SPRING 45mm 755mm LONG
			
EYE TO EYE SPRING 45mm x 8mm 630mm LONG (CENTRED)	EYE TO EYE SPRING 45mm x 8mm 640mm LONG (OFFSET)	EYE TO EYE SPRING 45mm x 8mm 715mm LONG (CENTRED)	EYE TO EYE SPRING 60mm x 6mm 690mm LONG (OFFSET)
			
ROLLER ROCKER SPRING 60mm x 7mm or 8mm 678mm LONG (CENTRED)	ROLLER ROCKER SPRING 60mm x 7mm or 8mm 678mm LONG (OFFSET - FRONT)	ROLLER ROCKER SPRING 60mm x 7mm or 8mm 678mm LONG (OFFSET - REAR)	OFF-ROAD SPRING 60mm x 7mm 845mm LONG (CENTRED)

IMPORTANT: All spring diagrams are to be used as a guide only as spring measurements may change slightly between suppliers.

NOTE: Galvanized springs may be coated with dacromet, subject to supplier availability.

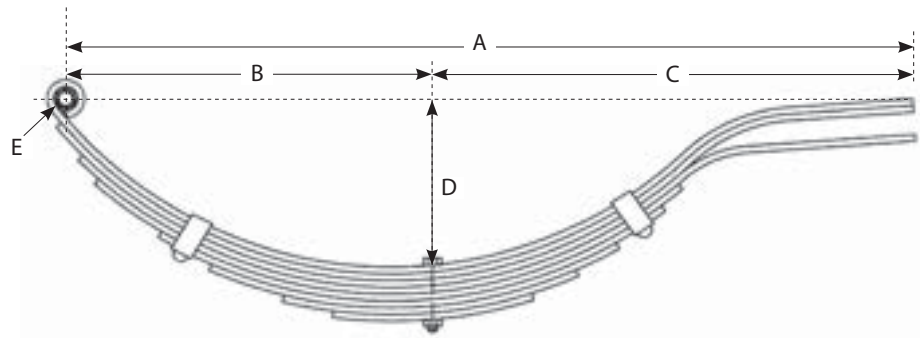
Slipper Spring - 45mm Wide

Slipper Springs 6mm

Painted	Dimensions	Load Capacity
MAN3SL6-P	45mm x 6mm x 3 leaf	500 kg
MAN4SL6-P	45mm x 6mm x 4 leaf	750 kg
MAN5SL6-P	45mm x 6mm x 5 leaf	1000 kg
MAN6SL6-P	45mm x 6mm x 6 leaf	1100 kg
MAN7SL6-P	45mm x 6mm x 7 leaf	1250 kg
MAN8SL6-P	45mm x 6mm x 8 leaf	1375 kg
MAN9SL6-P	45mm x 6mm x 9 leaf	1500 kg

Galvanised	Dimensions	Load Capacity
MAN3SL6-G	45mm x 6mm x 3 leaf	500 kg
MAN4SL6-G	45mm x 6mm x 4 leaf	750 kg
MAN5SL6-G	45mm x 6mm x 5 leaf	1000 kg
MAN6SL6-G	45mm x 6mm x 6 leaf	1100 kg
MAN7SL6-G	45mm x 6mm x 7 leaf	1250 kg
MAN8SL6-G	45mm x 6mm x 8 leaf	1375 kg
MAN9SL6-G	45mm x 6mm x 9 leaf	1500 kg

A	Spring length – eye to tail	765mm
B	Front eye to centre bolt	330mm
C	Centre bolt to tail	435mm
D	Camber	151mm
E	Bolt diameter	1/2"



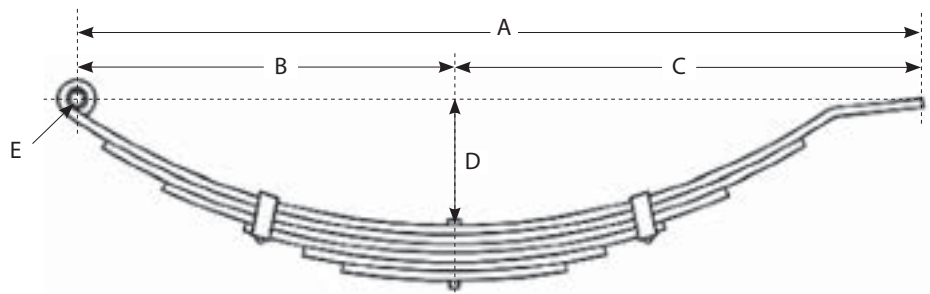
45mm x 6mm Slipper

Slipper Spring - 8mm

Painted	Dimensions	Load Capacity
MAN3SL-P	45mm x 8mm x 3 leaf	850 kg
MAN4SL-P	45mm x 8mm x 4 leaf	1100 kg
MAN5SL-P	45mm x 8mm x 5 leaf	1350 kg
MAN6SL-P	45mm x 8mm x 6 leaf	1500 kg
MAN7SL-P	45mm x 8mm x 7 leaf	1700 kg

Galvanised	Dimensions	Load Capacity
MAN3SL-G	45mm x 8mm x 3 leaf	850 kg
MAN4SL-G	45mm x 8mm x 4 leaf	1100 kg
MAN5SL-G	45mm x 8mm x 5 leaf	1350 kg
MAN6SL-G	45mm x 8mm x 6 leaf	1500 kg
MAN7SL-G	45mm x 8mm x 7 leaf	1700 kg

A	Spring length – eye to tail	710mm
B	Front eye to centre bolt	350mm
C	Centre bolt to tail	360mm
D	Camber	110mm
E	Bolt diameter	14mm



45mm x 8mm Slipper

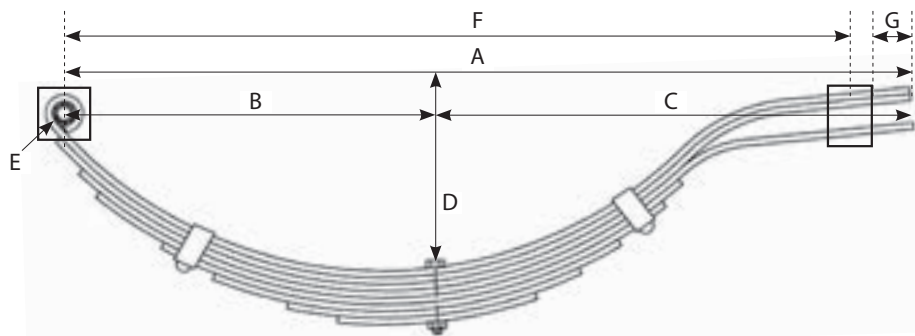
Slipper Spring Sets - 45mm Wide

45mm x 6mm Leaf

Painted	Galvanised	Dimensions	Load Capacity
MSS453S-6MM	MSS453SG-6MM	45mm x 6mm x 3 Leaf	500 kg
MSS454S-6MM	MSS454SG-6MM	45mm x 6mm x 4 Leaf	750 kg
MSS455S-6MM	MSS455SG-6MM	45mm x 6mm x 5 Leaf	1000 kg
MSS456S-6MM	MSS456SG-6MM	45mm x 6mm x 6 Leaf	1100 kg
MSS457S-6MM	MSS457SG-6MM	45mm x 6mm x 7 Leaf	1250 kg
MSS458S-6MM	MSS458SG-6MM	45mm x 6mm x 8 Leaf	1375 kg
MSS459S-6MM	MSS459SG-6MM	45mm x 6mm x 9 Leaf	1500 kg

A	Spring length – eye to tail	765mm
B	Front eye to centre bolt	330mm
C	Centre bolt to tail	435mm
D	Camber	151mm
E	Bolt diameter	1/2"
F	Front eye to centre of rear hanger	725mm
G	Tail protrusion	20mm

Note: Rear hanger width is 40mm



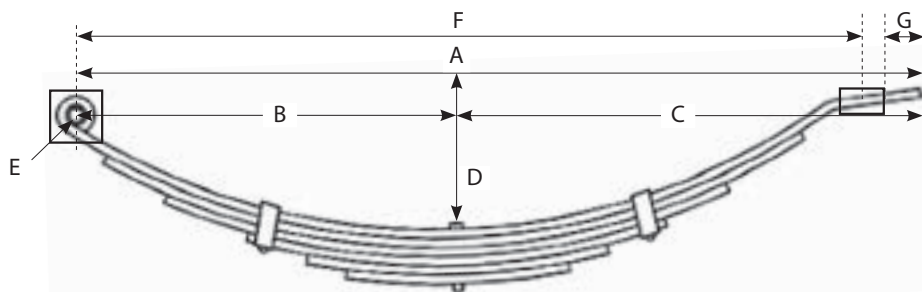
Note: to order spring set to suit axle size add -39RD/-40SQ/-45RD/-45SQ/-50RD/-50SQ to the above codes i.e MSS457S-6MM-45SQ

45mm x 8mm Leaf

Painted	Galvanised	Dimensions	Load Capacity
MSS453S	MSS453SG	45mm x 8mm x 3 Leaf	850kg
MSS454S	MSS454SG	45mm x 8mm x 4 Leaf	1100kg
MSS455S	MSS455SG	45mm x 8mm x 5 Leaf	1350kg
MSS456S	MSS456SG	45mm x 8mm x 6 Leaf	1500kg
MSS457S	MSS457SG	45mm x 8mm x 7 Leaf	1700kg

A	Spring length – eye to tail	710mm
B	Front eye to centre bolt	350mm
C	Centre bolt to tail	360mm
D	Camber	110mm
E	Bolt diameter	14mm
F	Front eye to centre of rear hanger	670mm
G	Tail protrusion	20mm

Note: Rear hanger width is 40mm



Note: to order spring set to suit axle size add -39RD/-40SQ/-45RD/-45SQ/-50RD/-50SQ to the above codes i.e MSS457S-8MM-45 SQ

45mm slipper spring sets are supplied with the following:

Please specify axle size, when ordering, so we can provide the correct size Ubolts

- 2 springs
- 2 front hangers
- 2 rear hangers
- 2 eye bolts
- 4 Ubolts
- 2 fish plates
- 2 axle pads

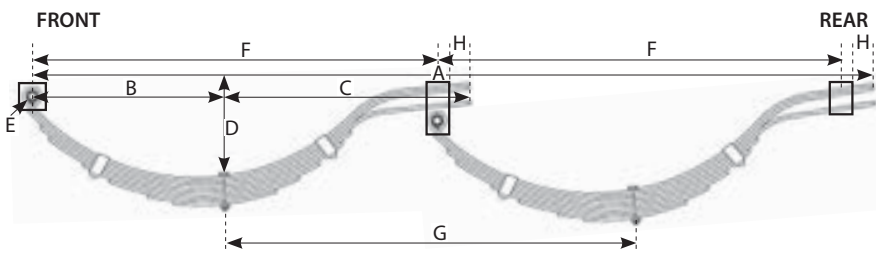


Tandem Slipper Spring Sets - 45mm Wide

6mm Leaf

Painted	Galvanised	Dimensions	Load Capacity	ATM
MSST455S-6MM	MSST455SG-6MM	45mm x 6mm x 5 Leaf	2000kg	1650kg
MSST456S-6MM	MSST456SG-6MM	45mm x 6mm x 6 Leaf	2200kg	1800kg
MSST457S-6MM	MSST457SG-6MM	45mm x 6mm x 7 Leaf	2500kg	2050kg
MSST458S-6MM	MSST458SG-6MM	45mm x 6mm x 8 Leaf	2750kg	2250kg
MSST459S-6MM	MSST459SG-6MM	45mm x 6mm x 9 Leaf	3000kg	2500kg

*See ADR note below regarding wheel centre and 120% capacity requirement.



Note: To order spring set to suit axle size add -39RD/-40SQ/-45RD/-45SQ/-50RD/-50SQ to the above codes i.e. MSST456S-6MM-45SQ

ADR NOTE: Tandem slipper springs can only be used in a close coupled axle group where the axle centres are not more than one metre apart. Additionally, the load carrying capacity of each axle must be 120% of the ATM otherwise a load sharing suspension must be used.

Note: Dimensions A and F are a guide only.

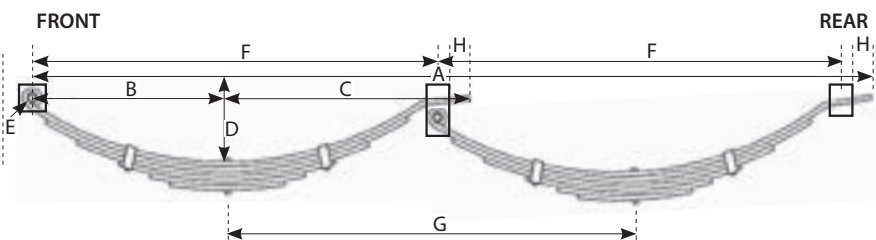
* Spring length – eye to tail	765mm
A Front hanger to rear hanger	1450mm
B Front eye to centre bolt	330mm
C Centre bolt to tail	435mm
D Camber	151mm
E Bolt diameter	1/2"
F Front eye to centre of next hanger	725mm
G Axle Centres	725mm
H Tail protrusion	20mm

Note: Centre & rear hanger width is 40mm

8mm Leaf

Painted	Galvanised	Galvanised	Load Capacity	ATM
MSST453S-8MM	MSST453SG-8MM	45mm x 8mm x 3 Leaf	1700kg	1400kg
MSST454S-8MM	MSST454SG-8MM	45mm x 8mm x 4 Leaf	2200kg	1800kg
MSST455S-8MM	MSST455SG-8MM	45mm x 8mm x 5 Leaf	2700kg	2250kg
MSST456S-8MM	MSST456SG-8MM	45mm x 8mm x 6 Leaf	3000kg	2500kg
MSST457S-8MM	MSST457SG-8MM	45mm x 8mm x 7 Leaf	3400kg	2800kg

*See ADR note below regarding wheel centre and 120% capacity requirement.



Note: To order spring set to suit axle size add -39RD/-40SQ/-45RD/-45SQ/-50RD/-50SQ to the above codes i.e. MSST456S-8MM-45SQ

ADR NOTE: Tandem slipper springs can only be used in a close coupled axle group where the axle centres are not more than one metre apart. Additionally, the load carrying capacity of each axle must be 120% of the ATM otherwise a load sharing suspension must be used.

Note: Dimensions A and F are a guide only.

45mm tandem slipper spring sets are supplied with the following:
Please specify axle size, when ordering, so we can provide the correct size U-bolt

- 4 springs
- 2 front hangers
- 2 rear hangers
- 2 centre hangers
- 4 eye bolts
- 8 Ubolts
- 4 fish plates
- 4 axle pads



* Spring length – eye to tail	710mm
A Front hanger to rear hanger	1340mm
B Front eye to centre bolt	350mm
C Centre bolt to tail	360mm
D Camber	110mm
E Bolt diameter	14mm
F Front eye to centre of next hanger	670mm
G Axle Centres	670mm
H Tail protrusion	20mm

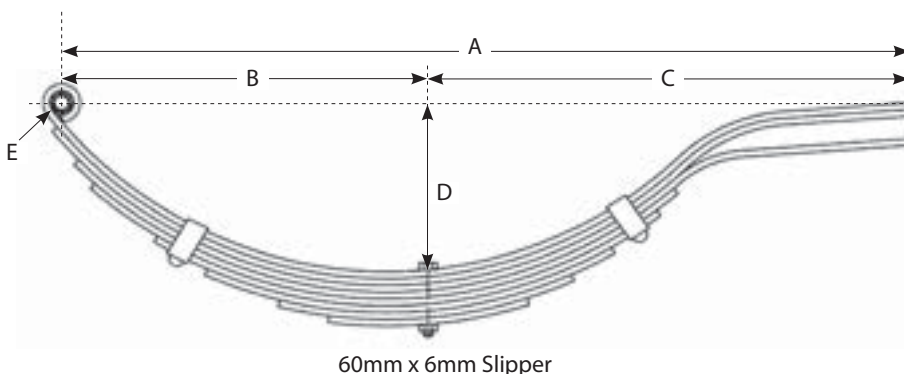
Note: Centre & rear hanger width is 40mm

Slipper Springs - 60mm Wide

Painted	Dimensions	Load Capacity
MAN7SL-P-60	60mm x 6mm x 7 Leaf	1400kg
MAN8SL-P-60	60mm x 6mm x 8 Leaf	1500kg

Galvanised	Dimensions	Load Capacity
MAN7SL-G-60	60mm x 6mm x 7 Leaf	1400kg
MAN8SL-G-60	60mm x 6mm x 8 Leaf	1500kg

A	Spring length – eye to tail	775mm
B	Front eye to centre bolt	334 mm
C	Centre bolt to tail	441 mm
D	Camber	150mm
E	Shackle bolt diameter	16mm

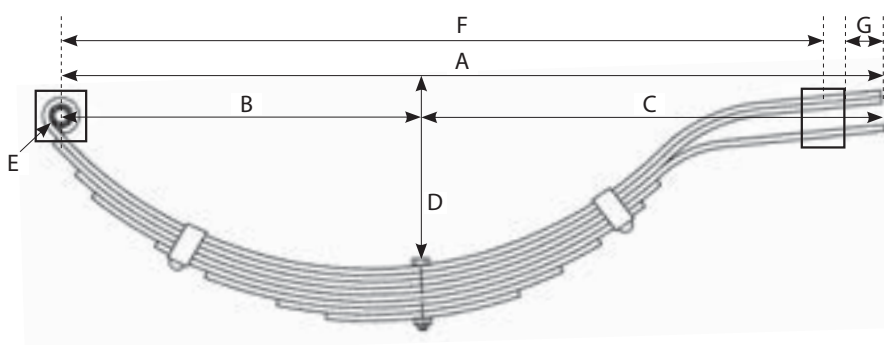


Slipper Spring Sets - 60mm Wide

Painted	Dimensions	Load Capacity
MSS607S-60MM	60mm x 6mm x 7 Leaf	1400kg
MSS608S-60MM	60mm x 6mm x 8 Leaf	1500kg

Galvanised	Dimensions	Load Capacity
MSS607SG-60MM	60mm x 6mm x 7 Leaf	1400kg
MSS608SG-60MM	60mm x 6mm x 8 Leaf	1500kg

A	Spring length – eye to tail	775mm
B	Front eye to centre bolt	334mm
C	Centre bolt to tail	441mm
D	Camber	150mm
E	Bolt diameter	16mm
F	Front eye to centre of rear hanger	735mm
G	Tail protrusion	20mm



Note: Rear hanger width is 40mm

60mm slipper spring sets are supplied with the following:

- 2 springs
- 2 rear hangers
- 4 Ubolts
- 2 axle pads
- 2 front hangers
- 2 eye bolts
- 2 fish plates

Note: To order springs to suit axle size add -39RD/-40SQ/-45RD/45SQ/-50SQ to the above codes e.g. MSS607S-60MM-45SQ



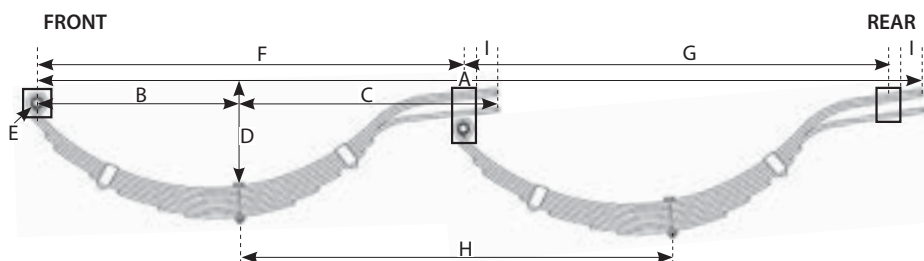
Tandem Slipper Springs sets - 60mm Wide

Painted	Dimensions	Load Capacity
MSST607S-60MM	60mm x 6mm x 7 Leaf	3000kg
MSST608S-60MM	60mm x 6mm x 8 Leaf	1500kg

Galvanised	Dimensions	Load Capacity
MSST607SG-60MM	60mm x 6mm x 7 Leaf	3000kg
MSST608SG-60MM	60mm x 6mm x 8 Leaf	1500kg

Note: To order spring set to suit axle size add -39RD/-40SQ/-45RD/-45SQ/-50RD/-50SQ

* Spring length – eye to tail	775mm
A Front hanger to rear hanger	1460mm
B Front eye to centre bolt	334mm
C Centre bolt to tail	441mm
D Camber	150mm
E Bolt diameter	16mm
F Front eye to centre of hanger	725mm
G Centre hanger to rear hanger	735mm
H Axle Centres	725mm
I Tail protrusion	20mm



Note: Centre hanger width is 60mm
& Rear hanger width is 40mm

Rocker Roller Spring

Rocker Roller Springs To Suit 13-14" Wheels

Front

Painted

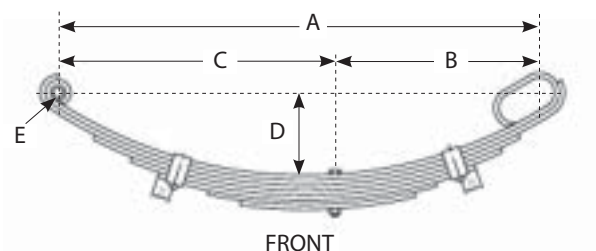
MAN5RS-P-F	60mm x 7mm x 5 Leaf	Front
MAN6RS-P-F	60mm x 7mm x 6 Leaf	Front
MAN7RS-P-F	60mm x 7mm x 7 Leaf	Front
MAN8RS-P-F	60mm x 7mm x 8 Leaf	Front

Galvanised

MAN5RS-G-F	60mm x 7mm x 5 Leaf	Front
MAN6RS-G-F	60mm x 7mm x 6 Leaf	Front
MAN7RS-G-F	60mm x 7mm x 7 Leaf	Front

Front

A	Spring length eye to rear loop	678mm
B	Eye to centre bolt	383mm
C	Centre bolt to rear loop	295mm
D	Camber	116mm
E	Shackle bolt diameter	16mm



Rear

Painted

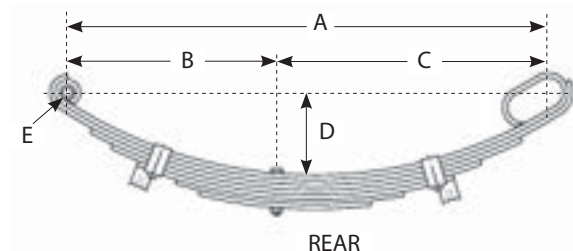
MAN5RS-P-R	60mm x 7mm x 5 Leaf	Rear
MAN6RS-P-R	60mm x 7mm x 6 Leaf	Rear
MAN7RS-P-R	60mm x 7mm x 7 Leaf	Rear
MAN8RS-P-R	60mm x 7mm x 8 Leaf	Rear

Galvanised

MAN5RS-G-R	60mm x 7mm x 5 Leaf	Rear
MAN6RS-G-R	60mm x 7mm x 6 Leaf	Rear
MAN7RS-G-R	60mm x 7mm x 7 Leaf	Rear

Rear

A	Spring length eye to rear loop	678mm
B	Eye to centre bolt	295mm
C	Centre bolt to rear loop	383mm
D	Camber	116mm
E	Shackle bolt diameter	16mm



Rocker Roller Springs To Suit 15-16" Wheels

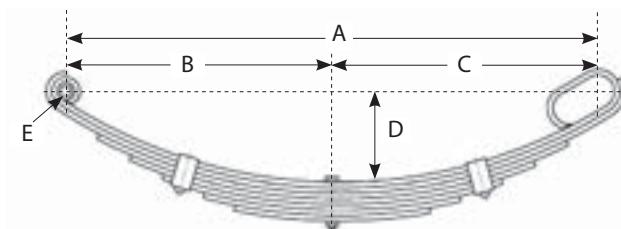
Painted

MAN5RS-P	60mm x 7mm x 5 leaf
MAN6RS-P	60mm x 7mm x 6 leaf
MAN7RS-P	60mm x 7mm x 7 leaf
MAN8RS-P	60mm x 7mm x 8 leaf
MAN9RS-P	60mm x 7mm x 9 leaf
MAN9RS-P-4.5T	60mm x 8mm x 9 leaf

A	Spring length eye to rear loop	678mm
B	Eye to centre bolt	339mm
C	Centre bolt to rear loop	339mm
D	Camber	116mm
E	Shackle bolt diameter	16mm

Galvanised

MAN5RS-G	60mm x 7mm x 5 leaf
MAN6RS-G	60mm x 7mm x 6 leaf
MAN7RS-G	60mm x 7mm x 7 leaf
MAN8RS-G	60mm x 7mm x 8 leaf
MAN9RS-G	60mm x 7mm x 9 leaf



MRRASET - Roller Rocker Accessories Set

supplied with the following:

- 2 front hangers
- 2 rear hangers
- 2 centre hangers
- 2 roller rocker arms
- 2 shackle pins 3/4"
- 4 shackle pins - greaseable
- 4 roller bushes - steel
- 4 shackle pins - non greaseable



Tandem Axle Rocker Roller Spring Sets

To Suit 13-14" Wheels (Please specify axle size when ordering)

Painted	Dimensions	Load Capacity
MRR5S-14	60mm x 7mm x 5 Leaf	2000kg
MRR6S-14	60mm x 7mm x 6 Leaf	2500kg
MRR7S-14	60mm x 7mm x 7 Leaf	3000kg
MRR8S-14	60mm x 7mm x 8 Leaf	3500kg

Galvanised	Dimensions	Load Capacity
MRR5GS-14	60mm x 7mm x 5 Leaf	2000kg
MRR6GS-14	60mm x 7mm x 6 Leaf	2500kg
MRR7GS-14	60mm x 7mm x 7 Leaf	3000kg

	Front	Rear
A Spring length – front to rear	1564mm	
B Eye to centre bolt	383mm	295mm
C Centre bolt to rear loop	295mm	383mm
D Camber	116mm	116mm
E Shackle bolt diameter	16mm	16mm
F Axle to Axle	795mm	

To Suit 15-16" Wheels (Please specify axle size when ordering)

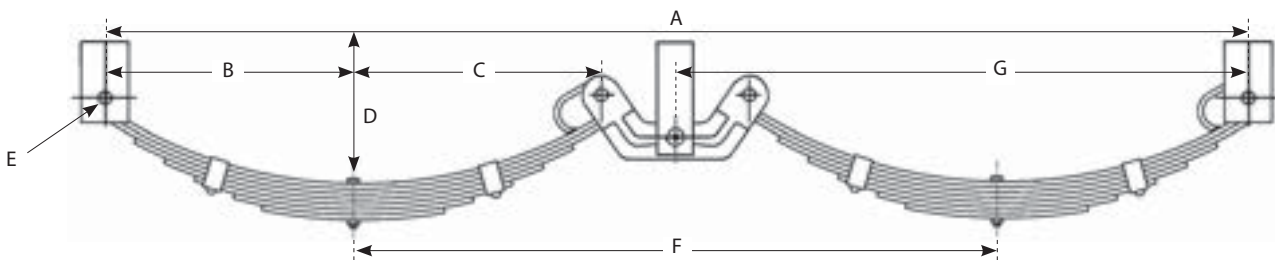
Painted	Dimensions	Load Capacity
MRR5S-16	60mm x 7mm x 5 Leaf	2000kg
MRR6S-16	60mm x 7mm x 6 Leaf	2500kg
MRR7S-16	60mm x 7mm x 7 Leaf	3000kg
MRR8S	60mm x 7mm x 8 Leaf	3500kg
MRR9S	60mm x 7mm x 9 Leaf	4000kg
MRR9S-4.5T	60mm x 8mm x 9 Leaf	4500kg

Galvanised	Dimensions	Load Capacity
MRR5GS-16	60mm x 7mm x 5 Leaf	2000kg
MRR6GS-16	60mm x 7mm x 6 Leaf	2500kg
MRR7GS-16	60mm x 7mm x 7 Leaf	3000kg
MRR8GS	60mm x 7mm x 8 Leaf	3500kg
MRR9GS	60mm x 7mm x 9 Leaf	4000kg

A Spring length – eye to tail	1564mm
B Front eye to centre bolt	339mm
C Centre bolt to rear loop	339mm
D Camber	116mm
E Shackle bolt diameter	16mm
F Axle to Axle*	885mm
G Hanger to Hanger	782mm

* Axle to Axle (F) measurements are a guide.

To order springs to suit axle size add -39RD/-40SQ/-45RD/45SQ/-50SQ to the codes e.g. MRR5S-45SQ



Roller Rocker spring sets are supplied with the following:

- 4 springs
- 2 rear hangers
- 2 roller rocker arms
- 2 shackle pins 3/4"
- 4 roller bush - steel
- 4 fish plates
- 2 front hangers
- 2 centre hangers
- 4 shackle pins 16x115
- 4 shackle pins 16x112
- 8 ubolts
- 4 axle pads

NOTE: 5, 6 & 7 leaf springs supplied with standard 1/2" Ubolt and 8mm Axle Pads and Fish Plates.

8 leaf springs supplied with 5/8" Ubolts and 10mm Axle Pads and Fish Plates.

Please specify axle size, when ordering, so we can provide the correct size Ubolts



Tri-Axle Rocker Roller Spring Sets

13-14" Wheels (Please specify axle size when ordering)

Painted	Dimensions	Load Capacity
MRR5S-TRI	60mm x 7mm x 5 Leaf	3000kg
MRR6S-TRI	60mm x 7mm x 6 Leaf	3750kg
MRR7S-TRI-14	60mm x 7mm x 7 Leaf	4500kg

Galvanised	Dimensions	Load Capacity
MRR5S-TRI-G	60mm x 7mm x 5 Leaf	3000kg
MRR6S-TRI-G	60mm x 7mm x 6 Leaf	3750kg
MRR7S-TRI-14-G	60mm x 7mm x 7 Leaf	4500kg

	Front	Rear
A Spring length – eye to tail	2460mm	
B Eye to centre bolt	390mm	295mm
C Centre bolt to rear loop	295mm	390mm
D Camber	116mm	116mm
E Shackle bolt diameter	16mm	16mm
F Axle to Axle*	840mm	

15-16" Wheels (Please specify axle sizes when ordering)

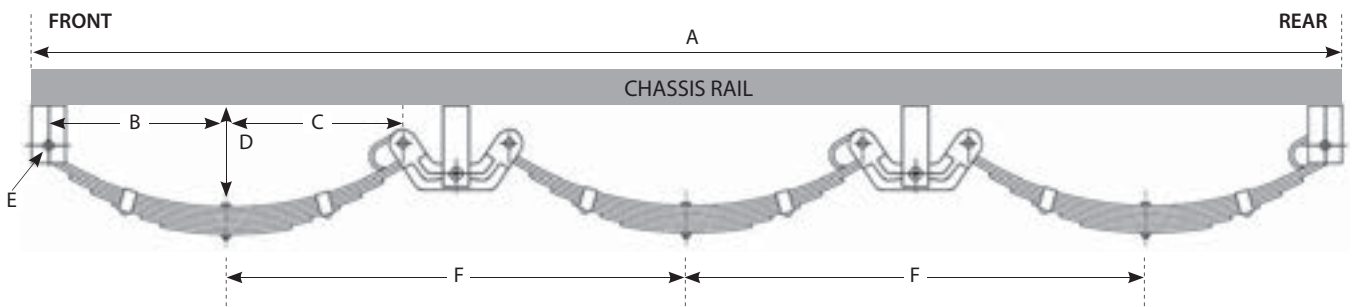
Painted	Dimensions	Load Capacity
MRR6S-TRI-16	60mm x 7mm x 6 Leaf	3750kg
MRR7S-TRI-16	60mm x 7mm x 7 Leaf	4500kg
MRR8S-TRI	60mm x 7mm x 8 Leaf	5250kg
MRR9S-TRI	60mm x 7mm x 9 Leaf	6000kg
MRR9S-4.5T-TRI	60mm x 8mm x 9 Leaf	6750kg

Galvanised	Dimensions	Load Capacity
MRR6S-TRI-G-16	60mm x 7mm x 6 Leaf	3750kg
MRR7S-TRI-G-16	60mm x 7mm x 7 Leaf	4500kg
MRR8S-TRI-G	60mm x 7mm x 8 Leaf	5250kg
MRR9S-TRI-G	60mm x 7mm x 9 Leaf	6000kg

	Centred
A Spring length – eye to tail	2460mm
B Eye to centre bolt	339mm
C Centre bolt to rear loop	339mm
D Camber	116mm
E Shackle bolt diameter	16mm
F Axle to Axle*	885mm

* Axle to Axle (F) measurements are a guide.

To order springs to suit axle size add -39RD/-40SQ/-45RD/45SQ/-50SQ to the above codes e.g. MRR9S-TRI-50SQ



Spring Sets Tri Axle Rocker Roller Set

supplied with the following:

- 6 springs
- 2 rear hangers
- 4 centre hangers
- 4 shackle pins 3/4"
- 6 roller bush - steel
- 6 fish plates
- 2 front hangers
- 6 shackle pins 16x115
- 4 roller rocker arms - galvanised
- 6 shackle pins 16x112
- 6 axle pads
- 12 ubolts



NOTE: 5, 6 & 7 leaf springs supplied with standard 1/2" Ubolt and 8mm Axle Pads and Fish Plates.
8 leaf springs supplied with 5/8" Ubolts and 10mm Axle Pads and Fish Plates.

Off-Road Eye-Eye Spring

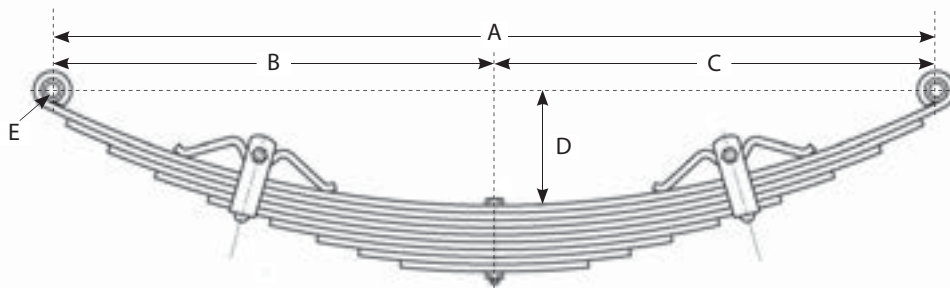
Painted	Dimensions	Load Capacity
MAN7OFR-P	60mm x 7mm x 7 Leaf	1550kg
MAN9OFR-P	60mm x 7mm x 9 Leaf	2000kg
MAN10OFR-P	60mm x 7mm x 10 Leaf	2500kg

NOTE: Painted springs are fitted with nylon bushes.

Galvanised	Dimensions	Load Capacity
MAN7OFR-G	60mm x 7mm x 7 Leaf	1250kg
MAN9OFR-G	60mm x 7mm x 9 Leaf	1600kg

NOTE: Weight capacity is for spring set (pair).
Suits 16mm Shackle Pins.


Centred		
A	Spring length – eye to eye	845mm
B	Front eye to centre bolt	422.5mm
C	Centre bolt to rear eye	422.5mm
D	Camber	110mm
E	Shackle bolt diameter	16mm
G	Shackle plate Off-set	25.4mm



Off-Road Eye-Eye Spring Set

Galvanised	Dimensions	Load Capacity
MRS607SG	60mm x 7mm x 7 Leaf	1250kg
MRS609SG	60mm x 7mm x 9 Leaf	1600kg

Painted	Dimensions	Load Capacity
MRS607S	60mm x 7mm x 7 Leaf	1550kg
MRS609S	60mm x 7mm x 9 Leaf	2000kg
MRS6010S	60mm x 7mm x 10 Leaf	2500kg



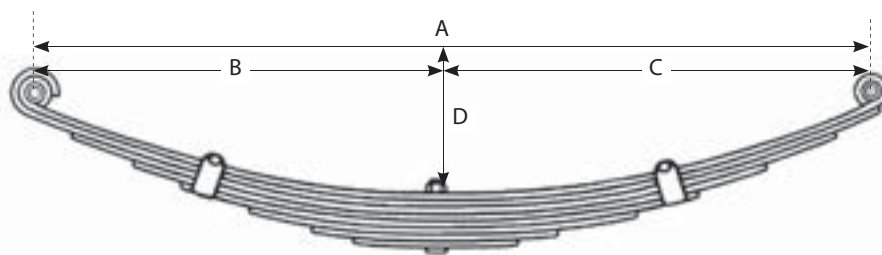
To order springs to suit axle size add -39RD/-40SQ/-45RD/45SQ/-50SQ to the above codes e.g. MRS607-50SQ

- Off road eye-eye spring sets are supplied with the following:
- 4 shackle plates
 - 2 heavy duty fish plates (10mm)
 - 2 heavy duty deadeyes
 - 2 heavy duty axle pads (10mm)
 - 4 heavy duty 5/8" ubolts
 - 2 front hangers
 - 6 shackle pins
 - 2 springs



Also available MOSPCOMP - see Page 20.

Eye-Eye Springs



Eye to Eye Springs 45mmx8mm - Short (630mm) - Centred

CODE	MATERIAL	CAPACITY 2 SPRINGS	E2E Dimension A	E2C Dimension B	CAMBER Dimension D	SHACKLE BOLT	FINISH
MAN4EES-P	45mmx8mmx4 Leaf	1100kg	630mm	315mm	85mm	14mm	BLACK PAINT
MAN4EES-G	45mmx8mmx4 Leaf	1100kg	630mm	315mm	85mm	14mm	GALVANISED
MAN5EES-P	45mmx8mmx5 Leaf	1300kg	630mm	315mm	85mm	14mm	BLACK PAINT
MAN5EES-P-C180	45mmx8mmx5 Leaf	1300kg	630mm	315mm	180mm	14mm	BLACK PAINT
MAN5EES-G	45mmx8mmx5 Leaf	1300kg	630mm	315mm	85mm	14mm	GALVANISED

Eye to Eye Springs 45mmx8mm - Short (640mm) - Offset

CODE	MATERIAL	CAPACITY 2 SPRINGS	E2E Dimension A	E2C Dimension B	CAMBER Dimension D	SHACKLE BOLT	FINISH
MAN4EESO-G	45mmx8mmx4 Leaf	1100kg	640mm	271mm	80mm	14mm	GALVANISED

Eye to Eye Springs 45mmx8mm - Long (710mm-720mm) - Centred

CODE	MATERIAL	CAPACITY 2 SPRINGS	E2E Dimension A	E2C Dimension B	CAMBER Dimension D	SHACKLE BOLT	FINISH
MAN5EEL-P-C	45mmx8mmx5 Leaf	1300kg	720mm	360mm	105mm	14mm	BLACK PAINT
MAN6EEL-P-C	45mmx8mmx6 Leaf	1500kg	710mm	355mm	105mm	14mm	BLACK PAINT
MAN8EEL-P-C	45mmx8mmx8 Leaf	1900kg	720mm	360mm	105mm	14mm	BLACK PAINT

Eye to Eye Springs 45mmx8mm - Long (710mm-716mm) - Offset

CODE	MATERIAL	CAPACITY 2 SPRINGS	E2E Dimension A	E2C Dimension B	CAMBER Dimension D	SHACKLE BOLT	FINISH
MAN3EEL-P	45mmx8mmx3 Leaf	850kg	710mm	320mm	105mm	14mm	BLACK PAINT
MAN3EEL-G	45mmx8mmx3 Leaf	850kg	716mm	320mm	105mm	14mm	GALVANISED
MAN4EEL-P	45mmx8mmx4 Leaf	1100kg	716mm	320mm	105mm	14mm	BLACK PAINT
MAN4EEL-G	45mmx8mmx4 Leaf	1100kg	716mm	320mm	105mm	14mm	GALVANISED
MAN5EEL-P	45mmx8mmx5 Leaf	1300kg	710mm	320mm	105mm	14mm	BLACK PAINT
MAN5EEL-G	45mmx8mmx5 Leaf	1300kg	716mm	320mm	105mm	14mm	GALVANISED
MAN6EEL-P	45mmx8mmx6 Leaf	1500kg	710mm	320mm	105mm	14mm	BLACK PAINT
MAN6EEL-G	45mmx8mmx6 Leaf	1500kg	716mm	320mm	105mm	14mm	GALVANISED

Eye to Eye Springs 60mmx6mm - 690mm - Offset

CODE	MATERIAL	CAPACITY 2 SPRINGS	E2E Dimension A	E2C Dimension B	CAMBER Dimension D	SHACKLE BOLT	FINISH
MAN6EE-P-60	60mmx6mmx6 Leaf	1500kg	690mm	395mm	113mm	16mm	BLACK PAINT
MAN6EE-G-60	60mmx6mmx6 Leaf	1500kg	690mm	395mm	113mm	16mm	GALVANISED
MAN7EE-P-60	60mmx6mmx7 Leaf	1700kg	690mm	395mm	113mm	16mm	BLACK PAINT
MAN7EE-G-60	60mmx6mmx7 Leaf	1700kg	690mm	395mm	113mm	16mm	GALVANISED

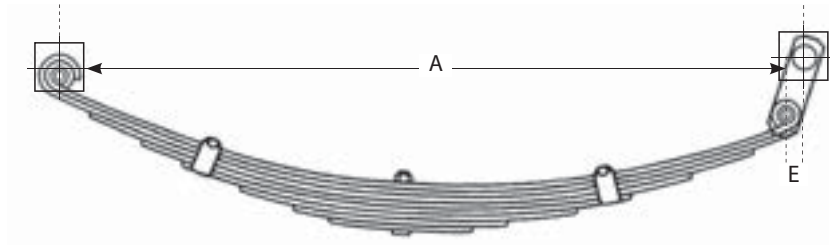
Note: Some dimensions may vary slightly depending on availability of supply.

Eye-Eye Shackle Spring Sets - 45mm - Centred (630)

Painted	Dimensions	Load Capacity
MES453S	45mm x 8mm x 3 Leaf	850kg
MES454S	45mm x 8mm x 4 Leaf	1100kg
MES455S	45mm x 8mm x 5 Leaf	1300kg
MES456S	45mm x 8mm x 6 Leaf	1500kg
MES458S	45mm x 8mm x 8 Leaf	1900kg

Galvanised	Dimensions	Load Capacity
MES453SG	45mm x 8mm x 3 Leaf	850kg
MES454SG	45mm x 8mm x 4 Leaf	1100kg

A	Pin to Pin	655mm
E	Pin Offset	25.4mm



Note: For Spring dimensions see Page 10

Eye-Eye Shackle Spring Sets - 45mm - Centred (710-720)

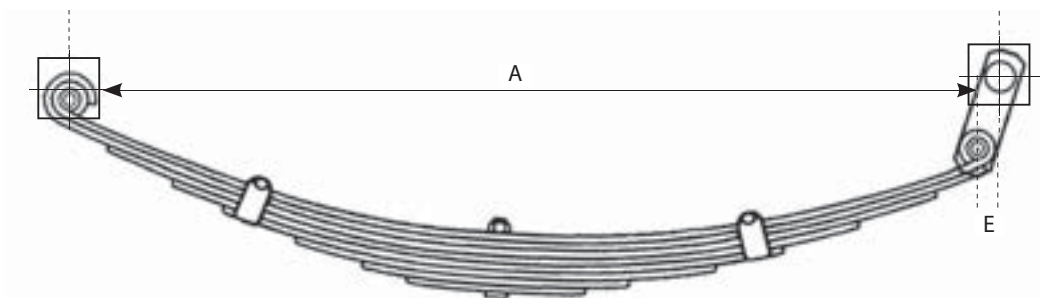
Painted	Dimensions	Load Capacity
MES455C-L	45mm x 8mm x 5 Leaf	1300kg
MES456C-L	45mm x 8mm x 6 Leaf	1500kg
MES458C-L	45mm x 8mm x 8 Leaf	1900kg

Eye-Eye Shackle Spring Sets - 45mm - Offset (710-720)

Painted	Dimensions	Load Capacity
MES455OS	45mm x 8mm x 5 Leaf	1300kg
MES456OS	45mm x 8mm x 6 Leaf	1500kg

Galvanised	Dimensions	Load Capacity
MES455SGOS	45mm x 8mm x 5 Leaf	1300kg
MES456SGOS	45mm x 8mm x 6 Leaf	1500kg

A	Pin to Pin	735-745mm
E	Pin Offset	25.4mm



Note: For Spring dimensions see Page 10

Eye-eye springs are supplied with the following:

- 2 springs
- 6 shackle pins
- 4 Ubolts
- 2 axle pads
- 2 front hangers
- 2 dead eyes
- 2 fish plates
- 4 shackle plates



Note: To order springs to suit axle size add -39RD/-40SQ/-45RD/45SQ/-50SQ to the above codes e.g. MES4535-39RD

Tandem Eye-Eye Rocker Spring Sets Short Rocker Arm 150mm

630mm - Short Rocker Arm

Painted	Dimensions	Load Capacity
MTS454S-S	45mm x 8mm x 4 Leaf	2200kg
MTS455S-S	45mm x 8mm x 5 Leaf	2600kg

Galvanised	Dimensions	Load Capacity
MTS454SG-S	45mm x 8mm x 4 Leaf	2200kg

A	Spring length – eye to tail	630mm
B	Front eye to centre bolt	315mm
C	Centre bolt to rear eye	315mm
D	Camber	85mm
E	Shackle bolt diameter	14mm
F	Overall Length	1470mm
G	Front to Centre Bracket	735mm
H	Axle to Axle	870mm
	Wheel Size	13-14"

640mm Off Centre

Galvanised	Dimensions	Load Capacity
MTS4540SG-S	45mm x 8mm x 4 Leaf	2200kg

A	Spring length – eye to tail	640mm
B	Front eye to centre bolt	369mm
C	Centre bolt to rear eye	271mm
D	Camber	80mm
E	Shackle bolt diameter	14mm
F	Overall Length	1480mm
G	Front to Centre Bracket	740mm
H	Axle to Axle	770mm
	Wheel Size	13-14"

710-716mm Off Centre - Short Rocker Arm

Painted	Dimensions	Load Capacity
MTS4540S-S	45mm x 8mm x 4 Leaf	2200kg
MTS4550S-S	45mm x 8mm x 5 Leaf	2600kg
MTS4560S-S	45mm x 8mm x 6 Leaf	2800kg

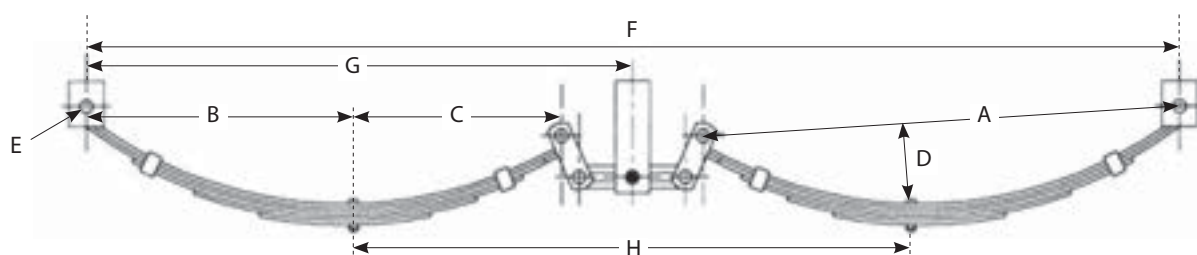
Galvanised	Dimensions	Load Capacity
MTS4540SG-S	45mm x 8mm x 4 Leaf	2200kg
MTS4550SG-S	45mm x 8mm x 5 Leaf	2600kg
MTS4560SG-S	45mm x 8mm x 6 Leaf	2800kg

A	Spring length – eye to tail	710-716mm
B	Front eye to centre bolt	320mm
C	Centre bolt to rear eye	390-396mm
D	Camber	105mm
E	Shackle bolt diameter	14mm
F	Overall Length	1650mm
G	Front to Centre Bracket	825mm
H	Axle to Axle	870mm
	Wheel Size	13-14"

Tandem eye-eye rocker spring sets are supplied with the following:

- 4 springs
- 2 front hangers
- 2 rear hangers
- 2 centre hangers
- 2 rocker arms
- 2 rocker arm pins
- 8 shackle plates
- 12 shackle pins
- 8 Ubolts
- 4 fish plates
- 4 axle pads

To order springs to suit axle size add -39RD/-40SQ/-45RD/45SQ/-50SQ to the above codes e.g. MTS455S-S-45SQ



Tandem Eye-Eye Rocker Spring Sets

Long Rocker Arm 200mm

630mm - Long Rocker Arm

Painted	Dimensions	Load Capacity
MTS454S-L	45mm x 8mm x 4 Leaf	2200kg
MTS455S-L	45mm x 8mm x 5 Leaf	2600kg

Galvanised	Dimensions	Load Capacity
MTS454SG-L	45mm x 8mm x 4 leaf	2200kg

A	Spring length – eye to tail	630mm
B	Front eye to centre bolt	315mm
C	Centre bolt to rear eye	315mm
D	Camber	85mm
E	Shackle bolt diameter	14mm
F	Overall Length	1515mm
G	Front to Centre Bracket	755mm
H	Axle to Axle	910mm
	Wheel Size	15-16"

640mm Off Centre - Long Rocker Arm

Galvanised	Dimensions	Load Capacity
MTS454OSGS-L	45mm x 8mm x 4 leaf	2200kg

A	Spring length – eye to tail	640mm
B	Front eye to centre bolt	271mm
C	Centre bolt to rear eye	369mm
D	Camber	80mm
E	Shackle bolt diameter	14mm
F	Overall Length	1520mm
G	Front to Centre Bracket	760mm
H	Axle to Axle	810mm
	Wheel Size	13-14"

710-716mm Off Centre - Long Rocker Arm (Also available 720mm Centred in 6 leaf & 8 leaf)

Painted	Dimensions	Load Capacity
MTS454OS-L	45mm x 8mm x 4 Leaf	2200kg
MTS455OS-L	45mm x 8mm x 5 Leaf	2600kg
MTS456OS-L	45mm x 8mm x 6 Leaf	2800kg

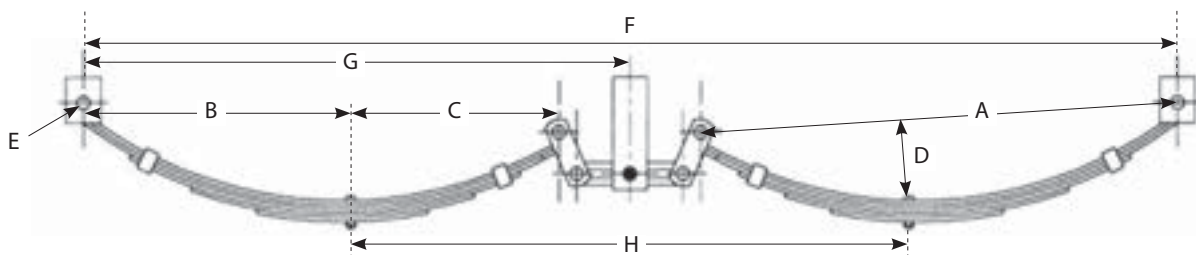
Galvanised	Dimensions	Load Capacity
MTS454OSG-L	45mm x 8mm x 4 Leaf	2200kg
MTS455OSG-L	45mm x 8mm x 5 Leaf	2600kg
MTS456OSG-L	45mm x 8mm x 6 Leaf	2800kg

A	Spring length – eye to tail	710-716mm
B	Front eye to centre bolt	320mm
C	Centre bolt to rear eye	390-396mm
D	Camber	105mm
E	Shackle bolt diameter	14mm
F	Overall Length	1690mm
G	Front to Centre Bracket	845mm
H	Axle to Axle	920mm
	Wheel Size	15-16"

Tandem eye-eye rocker spring sets are supplied with the following:

- 4 springs
- 2 front hangers
- 2 rear hangers
- 2 centre hangers
- 2 rocker arms
- 2 rocker arm pins
- 8 shackle plates
- 12 shackle pins
- 8 Ubolts
- 4 fish plates
- 4 axle pads

To order springs to suit axle size add -39RD/-40SQ/-45RD/45SQ/-50SQ to the above codes e.g. MTS455S-S-45SQ



Tandem Eye-Eye Rocker Spring Sets (Push - Pull Style)

630mm

Painted	Dimensions	Load Capacity
MTS454S	45mm x 8mm x 4 Leaf	2200kg
MTS455S	45mm x 8mm x 5 Leaf	2600kg

Galvanised	Dimensions	Load Capacity
MTS454SG	45mm x 8mm x 4 leaf	2200kg

A	Spring length – eye to tail	630mm
B	Front eye to centre bolt	315mm
C	Centre bolt to rear eye	315mm
D	Camber	85mm
E	Shackle bolt diameter	14mm
F	Overall Length	1550mm
G	Front to Centre Bracket	770mm
H	Axle to Axle	920mm
	Wheel Size	up to 16"

640mm Off Centre

Galvanised	Dimensions	Load Capacity
MTS454OSGS	45mm x 8mm x 4 leaf	2200kg

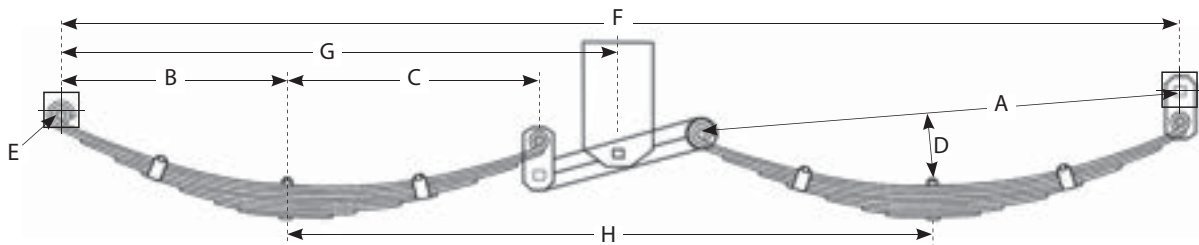
A	Spring length – eye to tail	640mm
B	Front eye to centre bolt	271mm
C	Centre bolt to rear eye	369mm
D	Camber	80mm
E	Shackle bolt diameter	14mm
F	Overall Length	1550mm
G	Front to Centre Bracket	770mm
H	Axle to Axle	820mm
	Wheel Size	13-14"

710-716mm Off Centre

Painted	Dimensions	Load Capacity
MTS454OS	45mm x 8mm x 4 Leaf	2200kg
MTS455OS	45mm x 8mm x 5 Leaf	2600kg
MTS456OS	45mm x 8mm x 6 Leaf	2800kg

Galvanised	Dimensions	Load Capacity
MTS454OSG	45mm x 8mm x 4 Leaf	2200kg
MTS455OSG	45mm x 8mm x 5 Leaf	2600kg
MTS456OSG	45mm x 8mm x 6 Leaf	2800kg

A	Spring length – eye to tail	710-716mm
B	Front eye to centre bolt	320mm
C	Centre bolt to rear eye	390-396mm
D	Camber	105mm
E	Shackle bolt diameter	14mm
F	Overall Length	1720mm
G	Front to Centre Bracket	850mm
H	Axle to Axle	920mm
	Wheel Size	up to 16"



Tandem eye-eye rocker spring sets are supplied with the following:

- 4 springs
- 2 front hangers
- 2 rear hangers
- 2 centre hangers
- 2 rocker arms
- 2 rocker arm pins
- 8 shackle plates
- 12 shackle pins
- 8 Ubolts
- 4 fish plates
- 4 axle pads

To order springs to suit axle size add -39RD/-40SQ/-45RD/45SQ/-50SQ to the above codes e.g. MTS455S-S-45SQ

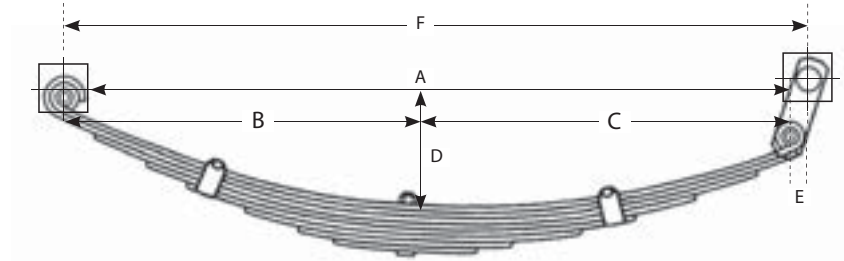


Eye-Eye Shackle Spring Sets - 60mm Wide Spring

Painted	Dimensions	Load Capacity
MES606S-60	60mm x 6mm x 6 Leaf	1500kg
MES607S-60	60mm x 6mm x 7 Leaf	1700kg


Galvanised	Dimensions	Load Capacity
MES606SG-60	60mm x 6mm x 6 Leaf	1500kg
MES607SG-60	60mm x 6mm x 7 Leaf	1700kg

A	Spring length – eye to tail	690mm
B	Front eye to centre bolt	295mm
C	Centre bolt to rear eye	395mm
D	Camber	113mm
E	Shackle plate offset	25.4mm
F	Overall length	715mm



Off road eye-eye spring sets are supplied with the following:

- 4 shackle plates
- 2 fish plates
- 2 deadeyes
- 2 axle pads
- 4 ubolts
- 2 front hangers
- 6 16mm shackle pins
- 2 springs



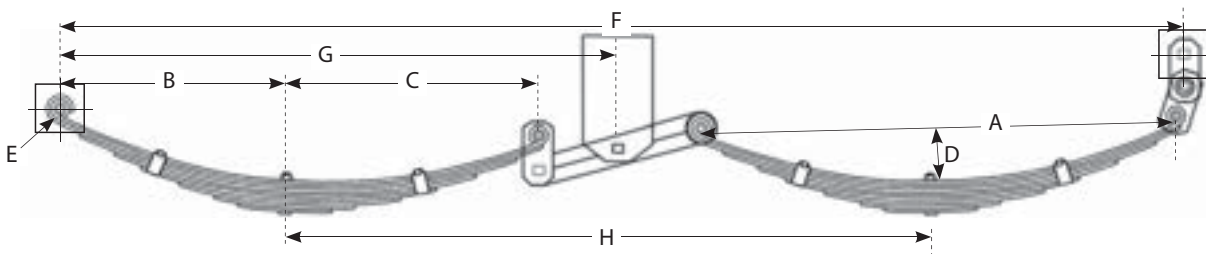
To order springs to suit axle size add -39RD/-40SQ/-45RD/45SQ/-50SQ to the above codes e.g. MES606SG-60-45SQ

Tandem Eye-Eye Rocker Spring Sets - 60mm Wide Spring

Painted	Dimensions	Load Capacity
MTS606S-60	60mm x 6mm x 6 Leaf	3000kg
MTS607S-60	60mm x 6mm x 7 Leaf	3400kg

A	Spring length – eye to eye	690mm
B	Front eye to centre bolt	295mm
C	Centre bolt to rear eye	395mm
D	Camber	113mm
E	Shackle bolt diameter	16mm
F	Overall length	1630mm
G	Front to Centre Bracket	815mm
H	Axle to Axle	915mm

Galvanised	Dimensions	Load Capacity
MTS606SG-60	60mm x 6mm x 6 Leaf	3000kg
MTS607SG-60	60mm x 6mm x 7 Leaf	3400kg



Tandem eye-eye rocker spring sets are supplied with the following:

- 4 springs
- 2 front hangers
- 2 rear hangers
- 2 centre hangers
- 2 rocker arms
- 2 rocker arm pins
- 8 shackle plates
- 12 16mm shackle pins
- 8 Ubolts
- 4 fish plates
- 4 axle pads



To order springs to suit axle size add -39RD/-40SQ/-45RD/45SQ/-50SQ to the above codes e.g. MTS606SG-50SQ

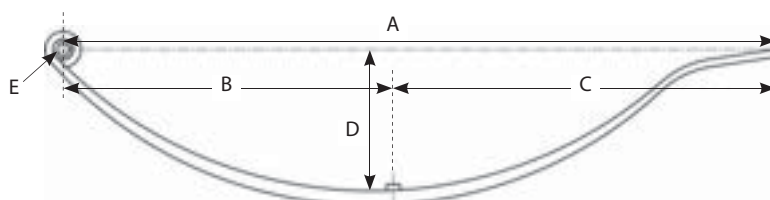
Parabolic Spring (Galvanised)

Parabolic Springs

Painted	Dimensions	Load Capacity
MPS600G	45mm	600kg
MPS1000G	45mm	1000kg
MPS1400G	45mm	1400kg

A	Spring length – eye to tail	755mm
B	Front eye to centre rivet	350mm
C	Centre bolt to tail	405mm
D	Camber	150mm
E	Bolt diameter	1/2"

NOTE: weight capacity is for spring set (pair)

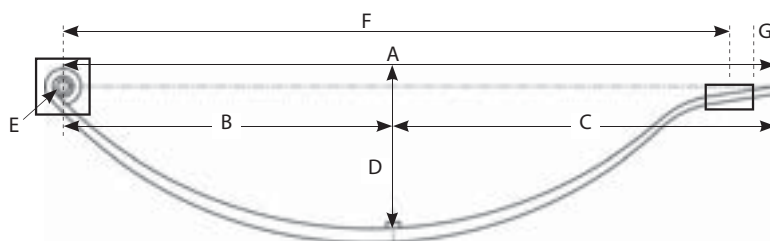


Parabolic Spring Sets

Painted	Dimensions	Load Capacity
MPS600GS	45mm	600kg
MPS1000GS	45mm	1000kg
MPS1400GS	45mm	1400kg

A	Spring length – eye to tail	755mm
B	Front eye to centre bolt	350mm
C	Centre bolt to tail	405mm
D	Camber	150mm
E	Bolt diameter	1/2"
F	Front eye to centre of rear hanger	715mm
G	Tail protrusion	20mm

Note: Real hanger width is 40mm



To order springs to suit axle size add -39RD/-40SQ/-45RD/45SQ/-50SQ to the above codes e.g. MPS600-45SQ

Parabolic springs are supplied with the following:

- 2 springs
- 2 front hangers
- 2 rear hangers
- 2 eye bolts
- 4 Ubolts
- 2 fish plates
- 2 axle pads



Tandem sets also available - Please call for more information.

Spring Accessories - Hangers



MFH45916

Hanger	Front/Rear 8mm
Spring	Suit 45mm slipper Eye-Eye
Bolt	14mm



MFH-SLS

Hanger	Rear 6mm
Spring	Suit 45mm slipper/Para
Bolt	12mm



MRH60

Hanger	Rear Dead eye
Spring	Suit 60mm Off-Road
Bush	Nylon 14mm



MRH

Rear Hanger	45mm slipper
Slipper Spring	6mm



MCH-TS45

Hanger	Long Centre
Spring	Suit 45mm slipper



MRRCH

Hanger	Rocker Roller Centre
Bolt	Suit 3/4



MRH-SS

Hanger	Rear
Spring	Suit 45mm slipper
Leaf	3 tail



MRH-SLS

Hanger	Rear Parabolic
Spring	Suit 45mm/Para
Leaf	single tail



MRRFRH

Hanger	Front/Rear Rocker Roller
Spring	Suit 60mm wide
Bolt	16mm



MRH-SS60

Hanger	Rear
Spring	Suit 60mm slipper



MLCHT58-60

Hanger	Long Centre
Spring	Suit 60mm
Bolt	5/8"



MRH45

Hanger	Rear Dead eye
Spring	Suit 45mm
Bush	Nylon 14mm



MSCHT58

Hanger	Short Centre for Rocker Arm
Spring	Suit tandem Eye-Eye 45mm x 8mm
Dim	155 deep x16mm holes



MLCHT58

Hanger	Long Centre for Rocker Arm
Spring	Suit tandem Eye-Eye 45mm x 8mm
Dim	232 deep x16mm holes



MLCHT58-60

Hanger	Long Centre for Rocker Arm
Spring	Suit tandem Eye-Eye 60mm
Dim	170mm deep x16mm holes



MFH60


Hanger	Front
Spring	Suit 60mm Off Road
Bolt	16mm



MFH-SLS60


Hanger	Front
Spring	Suit 60mm Slipper
Bolt	16mm

Spring Accessories - Hangers



RA916G/RA916Z

Rocker Roller Arm Galv and Zinc to suit 60mm Rocker Roller Springs




MTRA45

Tandem Rocker Arm to suit 45mm Springs.


B1 16mm (785845)

B2 14mm (7891645)



MTRA60

Tandem Rocker Arm to suit 60mm Springs.




MTRA45-14

Tandem Rocker Arm to suit 45mm Wide Spring suitable for 13-14" wheel

B1 14mm (7891645)

B2 16mm (785845)

B2 14mm (7891645)




MTRA45-16

Tandem Rocker Arm to suit 45mm Wide Spring suitable for 15-16" wheel

B1 14mm (7891645)

B2 16mm (785845)

B2 14mm (7891645)




MTRA60-16

Tandem Rocker Arm to suit 60mm Springs - 15" & 16" wheels

B1 16mm (785860)

B2 (NO BUSH) 16mm

B2 16mm (785860)



MTRA60-16-S

Tandem Rocker Arm to suit 60mm Springs - 15" & 16" wheels
BLACK

B1 16mm (785860)

B2 (NO BUSH) 16mm

B2 16mm (785860)



MSRRB

Steel Bush to suit Roller Rockers
Outer Diameter: 35mm
Inner Diameter: 17mm



MTRA60BB

Bronze Bush set to suit MTRA60




RA916-BB

Bronze Bush to suit RA916
Outer Diameter: 24.90mm
Inner Diameter: 19mm
Length: 45mm
(251945)

Spring Accessories - Shackle Plates & Axle Pads

Shackle Plate



Item Code	Between Holes (d)	Holes	Finish
MSP916	50mm	14mm	Zinc
MSP916G	50mm	14mm	Galv
MSP58	48mm	16mm	Zinc
MSP58L	60mm	16mm	Zinc
MSP58G-100	100mm	5/8"	Galv
MSP58G-75	75mm	5/8"	Galv
MSP58Z-75	75mm	5/8"	Zinc
MSP58B	48mm	5/8"	Black

MOSPCOMP

Offroad shackle plates fitted with greaseable bolts and nyloc nuts.

To suit 60mm spring, 16mm bolts.



Axle Pads



Item Code	Axle Pad	Suit Spring	Size	Finish	Feature
MAP	8mm	45mm	45mm x 40mm	Zinc	
MAPG	8mm	45mm	45mm x 40mm	Galv	
MAPHD	10mm	60mm	60mm x 50mm	Zinc	Heavy Duty
MAPHDG	10mm	60mm	60mm x 50mm	Galv	Heavy Duty
MAP-R	8mm	45mm	45mm x 40mm	Zinc	

MRRASET

Rocker Roller Accessories Kit



TRIADSET

Add on Tri-axle Rocker Roller Accessories Kit



M60HSET

60mm Eye to Eye Accessories Kit


Required to complete spring set



Fish Plates


Fish Plate - Slotted

Item Code	Axle	Spring	U-bolt	Thickness	Finish
MFP	39mm-50mm	45mm	12mm/ 1/2"	8mm	Zinc
MFPG	39mm-50mm	45mm	12mm/ 1/2"	8mm	Galv
MFP58	45mm-50mm	60mm	16mm/ 5/8"	10mm	Zinc
MFPHD	39mm-50mm	45mm	12mm/ 1/2"	10mm	Zinc
MFPHD45/50X60	45mm-50mm	60mm	16mm/ 5/8"	10mm	Zinc




Fish Plate - Regular

Item Code	Axle	Spring	U-bolt	Thickness	Finish
MFP39X45	39mm	45mm	12mm/ 1/2"	8mm	Zinc
MFP40X60	40mm	60mm	16mm/ 5/8"	10mm	Zinc/ Black
MFP45X45G	45mm	45mm	16mm/ 5/8"	10mm	Galv
MFP45X45	45mm	45mm	16mm/ 5/8"	10mm	Zinc
MFP45X60	45mm	60mm	16mm/ 5/8"	10mm	Zinc
MFPHD45X60	45mm	60mm	16mm/ 5/8"	10mm	Zinc
MFP45X50	50mm	45mm	16mm/ 5/8"	8mm	Zinc
MFPHD50X60	50mm	60mm	16mm/ 5/8"	10mm	Zinc
MFP50X60	50mm	60mm	16mm/ 5/8"	10mm	Zinc/Black
MFP50X60G	50mm	60mm	16mm/ 5/8"	10mm	Galv
MFP50X45	50mm	45mm	16mm/ 5/8"	8mm	Zinc
MFP65X60	65mm	60mm	16mm/ 5/8"	10mm	Zinc



Spring Accessories - Suspension Bolts

Non greasable



BOLT12X3.5

1/2 inch x 3.5 inches standard

Total Length 87mm


Diameter 1/2"

Unit Weight 0.20kg

Finish Zinc

Suits Springs • 45mm x 6mm Slipper
• 45mm Parabolic

Greasable



H.T.BTNT14

14mm suspension bolt + nyloc high tensile & greasable


Total Length 101mm

Diameter 9/16"

Unit Weight 0.15kg

Finish Black

Suits Springs • 45mm x 8mm Slipper
• 45mm Eye to Eye



BTNT14ZN

14mm suspension bolt + nyloc


Total Length 101mm

Diameter 9/16"

Unit Weight 0.15kg

Finish Zinc

Suits Springs • 45mm x 8mm Slipper
• 45mm Eye to Eye



H.T.BTNT16

16mm suspension bolt + nyloc high tensile & greasable


Total Length 101mm

Diameter 5/8"

Unit Weight 0.20kg

Finish Black

Suits Springs • 60mm x 6mm Slipper
• 60mm Eye to Eye



BTNT16ZN

16mm suspension bolt + nyloc


Total Length 101mm

Diameter 5/8"

Unit Weight 0.20kg

Finish Zinc

Suits Springs • 60mm x 6mm Slipper
• 60mm Eye to Eye



H.T.BTNT16X115

16mm suspension bolt + nyloc high tensile & greasable


Total Length 115mm

Diameter 5/8"

Unit Weight 0.21kg

Finish Black

Suits Springs Roller Rocker - real eye



H.T.BTNT16X112

16mm suspension bolt + nyloc


Total Length 112mm

Diameter 5/8"

Unit Weight 0.21kg

Finish Black

Suits Springs Roller Rocker - front eye



H.T.BTNT34

3/4 suspension bolt + castle nut greasable with split pin

Total Length 98mm

Diameter 3/4"

Unit Weight 0.23kg

Finish Zinc

Suits Springs Roller Rocker centre hanger

Spring Spare Parts - Nylon spring bushes

781245 7/8" (22mm) x 1/2" (13mm) x 45mm to suit 45mm wide springs or rocker arm

7891645 7/8" (22mm) x 9/16" (14mm) x 45mm to suit 45mm wide springs or rocker arm

785845 7/8" (22mm) x 5/8" (16mm) x 45mm to suit 45mm wide springs

785860 7/8" (22mm) x 5/8" (16mm) x 60mm to suit 60mm wide springs

341245 3/4" (19mm) x 1/2" (13mm) x 45mm to suit 45mm wide springs

3491645 3/4" (19mm) x 9/16" (14mm) x 45mm to suit 45mm wide springs

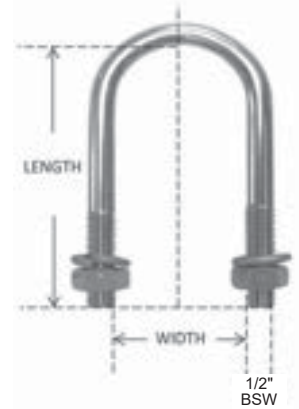
181245 18mm x 1/2" (13mm) x 45mm to suit 45mm wide springs

Suspension U-Bolts

Round U-Bolts 1/2"

	Length	39mm	45mm	50mm
Length	4"	UBOLT39X4RD	N/A	N/A
	4.5"	UBOLT39X4.5RD	UBOLT45X4.5RD	UBOLT50X4.5RD
	5"	UBOLT39X5RD	UBOLT45X5RD	UBOLT50X5RD
	5.5"	UBOLT39X5.5RD	UBOLT45X5.5RD	N/A
	6"	N/A	UBOLT45X6RD	UBOLT50X6RD
	6.5"	N/A	N/A	N/A
	7"	N/A	N/A	UBOLT50X7RD

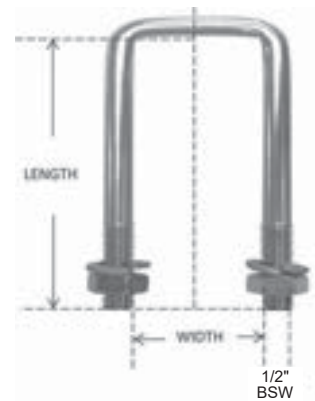
(Supplied with 2 x 1/2" BSW Nuts and spring washers)



Square U-Bolts 1/2"

	Length	40mm	45mm	50mm
Length	4"	N/A	N/A	N/A
	4.5"	UBOLT40X4.5SQ	UBOLT45X4.5SQ	UBOLT50X4.5SQ
	5"	UBOLT40X5SQ	UBOLT45X5SQ	UBOLT50X5SQ
	5.5"	UBOLT40X5.5SQ	UBOLT45X5.5SQ	N/A
	6"	N/A	UBOLT45X6SQ	UBOLT50X6SQ
	6.5"	N/A	UBOLT45X6.5SQ	UBOLT50X6.5SQ
	7"	N/A	N/A	UBOLT50X7SQ

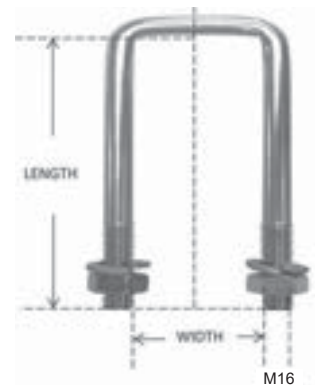
(Supplied with 2 x 1/2" BSW Nuts and spring washers)



Square U-Bolts - Heavy Duty

	Length	45mm	50mm	63mm
Length	4.5"	UBOLT45X4.5SQ58	UBOLT50X4.5SQ58	N/A
	5.5"	UBOLT45X5.5SQ58	UBOLT50X5.5SQ58	N/A
	6"	UBOLT45X6SQ58	UBOLT50X6SQ58	N/A
	6.5"	UBOLT45X6.5SQ58	UBOLT50X6.5SQ58	N/A
	7"	UBOLT45X7SQ58	UBOLT50X7SQ58	UBOLT63X7SQ58
	8"	N/A	N/A	UBOLT63X8SQ58

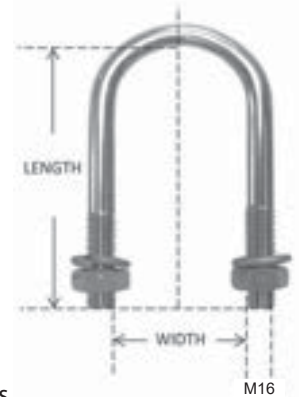
(Supplied with 2 x M16 x 2.0 Nylocs and Flat Washers)



Round U-Bolts - Heavy Duty

	Length	65mm
Length	7"	UBOLT65X7RD58
	8"	UBOLT65X8RD58

(Supplied with 2 x M16 x 2.0 Nylocs and Flat Washers)



Identify U-Bolts For Spring Kit

AXLE + SPRING DEPTH (LEAF THICKNESS X NO. OF LEAVES) + 50mm
 (add 50mm extra to allow for nut to be secure on U-Bolts) = formula will give value in millimetres
 TO CONVERT TO INCHES ÷ 25.4

EXAMPLE

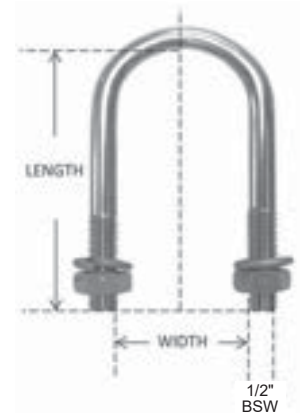
If U-Bolts are required for SPRING: 7mm, 9 leaf. AXLE: square 50mm:
 50 (axle) + 63 (7 x 9) + 50 (extra 50mm) = 163mm ÷ 25.4 = 6.41
 6 1/2" U-bolts required

Spring Kit - U-Bolts Cheat Sheet

Round U-Bolts

When using 8mm Fish Plates & 8mm Axle Pads, (For Slipper, Eye-Eye Shackle, Rocker Roller 3-7 Leaf, Tandem Eye-Eye Rocker Spring Sets)

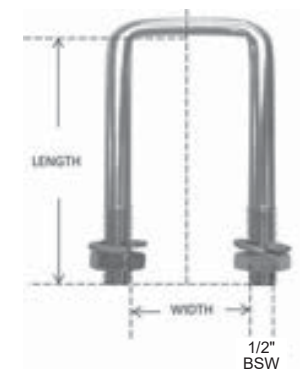
Length	Leaf	39mm	45mm	50mm
		6mm	3	UBOLT39X4RD
	4	UBOLT39X4RD	UBOLT45X4.5RD	UBOLT50X4.5RD
	5	UBOLT39X4.5RD	UBOLT45X5RD	UBOLT50X5RD
	6	UBOLT39X5RD	UBOLT45X5RD	UBOLT50X5RD
	7	UBOLT39X5RD	UBOLT45X5RD	UBOLT50X5.5RD
	9	UBOLT39X5.5RD	UBOLT45X6RD	UBOLT50X6RD
8mm	3	UBOLT39X4RD	UBOLT45X4.5RD	UBOLT50X5RD
	4	UBOLT39X5RD	UBOLT45X5RD	UBOLT50X5RD
	5	UBOLT39X5RD	UBOLT45X5RD	UBOLT50X5RD



Square U-Bolts

When using 8mm Fish Plates & 8mm Axle Pads, (For Slipper, Eye-Eye Shackle, Rocker Roller 3-7 Leaf, Tandem Eye-Eye Rocker Spring Sets)

Length	Leaf	40mm	45mm	50mm
		6mm	3	UBOLT40X4.5SQ
	4	UBOLT40X4.5SQ	UBOLT45X5SQ	UBOLT50X5SQ
	5	UBOLT40X5SQ	UBOLT45X5SQ	UBOLT50X5SQ
	6	UBOLT40X5SQ	UBOLT45X5SQ	UBOLT50X5SQ
	7	UBOLT40X5SQ	UBOLT45X5SQ	UBOLT50X5.5SQ
	9	UBOLT40X5.5SQ	UBOLT45X6SQ	UBOLT50X6.5SQ
	10	N/A	UBOLT45X6.5SQ	UBOLT50X7SQ
8mm	3	UBOLT40X4.5SQ	UBOLT45X5SQ	UBOLT50X5SQ
	4	UBOLT40X5SQ	UBOLT45X5SQ	UBOLT50X5SQ
	5	UBOLT40X5SQ	UBOLT45X5.5SQ	UBOLT50X6SQ
	6	N/A	UBOLT45X6SQ	N/A

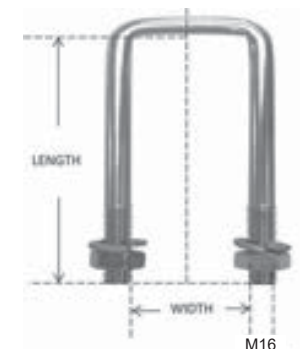


Note: 6-7 leaf Tri-Axle on 50SQ also use Heavy Duty U-bolts.

Square U-Bolts - Heavy Duty

When using 10mm Fish Plates & 10mm Axle Pads (Off Road Eye-Eye & 8-9 Leaf Rocker Roller)



Length	Leaf	45mm	50mm	63mm
		6mm	6	UBOLT45X5.5SQ58
	7	UBOLT45X6SQ58	UBOLT50X6SQ58	N/A
	8	UBOLT45X6.5SQ58	UBOLT50X6.5SQ58	N/A
	9	UBOLT45X6.5SQ58	UBOLT50X7SQ58	UBOLT63X7SQ58
	10	N/A	N/A	UBOLT63X8SQ58



Note: 6-7 leaf Tri-Axle on 50SQ also use Heavy Duty U-Bolts.

Section 7

Couplings & Chassis



Manutec carries a full range of standard tow couplings up to 4.5 tonne. All standard couplings are fully tested and are ADR/CTA compliant. Test certificates and CTA approvals are available upon request.

For off-road towing Manutec has the OZHITCH range which caters for up to 3.5 tonne and also an override version of the Poly-Block coupling. All off-road couplings are ADR/CTA compliant and fully tested.

In addition to tow couplings Manutec also carries a large range of towing accessories, brake controllers, chain, D-shackles, hammerlocks, base plates, brake levers, electric components, hydraulic components and towing locks.

Standard Tow Couplings



MC2HD

Standard Coupling 2 Hole
To suit 50mm ball

Coating	Dacromet
Hole Pattern	Standard 2 Hole
Rating	2 Tonne
Unit Weight	2.9kg
ADR Rating	Approved
CTA#	060705



MC3HD

Standard Coupling 3 Hole
To suit 50mm ball

Coating	Dacromet
Hole Pattern	Standard 3 Hole
Rating	2 Tonne
Unit Weight	2.9kg
ADR Rating	Approved
CTA#	060704



MOC2000D

Override Coupling
To suit 50mm ball

Coating	Dacromet
Hole Pattern	Standard 4 Hole
Rating	2 Tonne
Unit Weight	7.7kg
ADR Rating	Approved
CTA#	060713



MOC-HYD-KIT

Override Coupling
Includes 3/4 master cylinder & bracket

Coating	Dacromet
Hole Pattern	Standard 4 Hole
Rating	2 Tonne
Unit Weight	9.5kg
ADR Rating	Approved
CTA#	060713



MC3500Z

Electric Coupling with Hand Brake
To suit 50mm ball

Coating	Dacromet
Hole Pattern	Standard 4 Hole
Rating	3.5 Tonne
Unit Weight	8.0kg
ADR Rating	Approved
CTA#	060712



MC4500G

Electric Coupling with Hand Brake
To suit 70mm ball

Coating	Dacromet
Hole Pattern	Standard 4 Hole
Rating	4.5 Tonne
Unit Weight	10.45kg
ADR Rating	Approved
CTA#	060789

Offroad Couplings



OZHITCH-OR-G-4H

Off Road Override Coupling

Coating	Galvanised
Hole Pattern	Standard 4 Hole
Rating	2 Tonne
Unit Weight	10.9kg
ADR Rating	Approved
CTA#	060792



OZHITCH-OR-G-6H

Off Road Coupling

Coating	Galvanised
Hole Pattern	Standard 6 Hole
Rating	2 Tonne
Unit Weight	13kg
ADR Rating	Approved
CTA#	060791



OZHITCH2.5G-4H

Off Road Coupling

Coating	Galvanised
Hole Pattern	Non-Standard 4 Hole
Rating	2.5 Tonne
Unit Weight	9kg
ADR Rating	Approved
CTA#	060744



OZHITCH3.5G-4H

Off Road Coupling

Coating	Galvanised
Hole Pattern	Standard 4 Hole
Rating	3.5 Tonne
Unit Weight	11.5kg
ADR Rating	Approved
CTA#	060802



OZHITCH3.5G-6H

Off Road Coupling

Coating	Galvanised
Hole Pattern	Standard 6 Hole
Rating	3.5 Tonne
Unit Weight	11.5kg
ADR Rating	Approved
CTA#	060803



MOC2000D - PB

Override Coupling Poly Block

Coating	Dacromet
Hole Pattern	Standard 4 Hole
Rating	2 Tonne
Unit Weight	7.7kg
ADR Rating	Approved
CTA#	060705

Ring Couplings & Pintle Hooks



CM255

Unbraked Fix Ring 75MM
Pintle Ring Coupling D -
Value 47.5kN – 6t CTA-045953



CM535

6 Tonne Pintle Hook 2 inch
Receiver Bar
CTA-Pending

Towing



MPBA

Poly Block Adaptor

With draw bar pin

Coating	Painted
Unit Weight	2.40kg
CTA#	060710



MTB50-R

50mm Towball

Coating	Chrome
Rating	3.5 Tonne
Unit Weight	1.45kg
ADR Rating	Approved



MPBA-C

Poly Block Adaptor

With draw bar pin


Coating	Zinc
Unit Weight	4.3kg
CTA#	060709



MTB50HR-SS

50mm Hi-Rise Towball

Coating	Stainless Steel
Rating	2 Tonne
Unit Weight	1.45kg



DBP-MPBA

Draw Bar Pin

Coating	Zinc
Unit Weight	0.5kg



MTB70-ADR

70mm Towball

Coating	Chrome
Rating	4.5 Tonne
Unit Weight	3.6 kg
ADR Rating	Approved
CTA#	060850



MTT2/MTT2-70mm

Towing Hitch

Standard 2" tongue removable

Coating	Painted
Rating	2.25 Tonne
Unit Weight	3.3kg

50mm and 70mm option



MTB2-5/6

2 5/6" Towball

Coating	Chrome
Rating	3.5 Tonne
Unit Weight	1.45kg
ADR Rating	Approved




MTBR32-22

Towball Reducer

32mm-22mm

Coating	
Rating	
Unit Weight	
ADR Rating	Approved

Base Plates

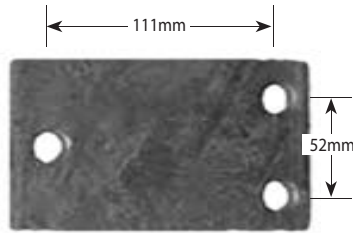


MCBP2

Mounting Plate - 2 Hole

To suit standard 2 hole couplings

Hole Spacing	102mm
Hole Pattern	Standard 2 Hole
Coating	zinc
Unit Weight	0.70kg




MCBP3

Mounting Plate - 3 Hole

To suit standard 3 hole couplings

Hole Spacing	52mm & 111mm
Hole Pattern	Standard 3 Hole
Coating	zinc
Unit Weight	0.80kg




MCBP4

Mounting Plate - 4 Hole

To suit standard 4 hole couplings

Hole Spacing	54mm & 184mm
Hole Pattern	Standard 4 Hole
Coating	zinc
Unit Weight	1.35kg




MCBP3V

V Shape Mounting Plate

To suit standard 3 hole couplings

Hole Spacing	52mm & 111mm
Hole Pattern	Standard 2 Hole
Coating	zinc
Unit Weight	1.05kg




MCBP4V

Mounting Plate - 4 Hole

To suit standard 4 hole couplings

Hole Spacing	54mm & 184mm
Hole Pattern	Standard 4 Hole
Coating	zinc
Unit Weight	1.6kg



MCBP6

Mounting Plate - 6 Hole

To suit standard 4 hole/6 hole couplings

Hole Spacing	52mm & 111mm
Hole Pattern	Standard 6 Hole Non Standard 4 Hole Standard 4 Hole
Coating	zinc
Unit Weight	1.8kg



MMAP-G

Mounting Plate with Handbrake

To suit mechanical override coupling MOC2000D

Hole Pattern	Standard 4 Hole
Coating	Dacromet
Unit Weight	2.15kg



MCBPL

Mounting Plate with Handbrake

To suit mechanical override coupling MOC2000D

Hole Pattern	Standard 4 Hole
Coating	Zinc
Unit Weight	2.30kg



HBRAKEASS

Quick Release Ratchet Style Handbrake assembly for mechanical brakes

Hole Pattern	Standard 4 Hole (Rear)
Coating	zinc
Unit Weight	1.0kg



MCBPL-75MM

Mounting Plate with Handbrake

To suit 75mm draw bar

Hole Pattern	Standard 4 Hole
Coating	Zinc
Unit Weight	2.30kg

Locks



TWINCOUPLLOCK

Coupling Lock - Twin Position Type

Can be used two ways.

1. Mounted onto towbar to prevent coupling detachment from tow ball.
2. Fitted directly onto coupling to prevent attachment of coupling to tow ball.

Unit weight 1.68kg

Coating Zinc



PADLOCK40

40mm Brass Padlock

Padlock supplied with 3 keys

Unit weight 0.27kg



PADLOCK50

50mm Brass Padlock

Padlock supplied with 3 keys

Unit weight 0.28kg



TWINCOUPLW/PL

Coupling Lock Twin Position Type with 40mm Padlock

Can be used two ways.

1. Mounted onto towbar to prevent coupling detachment from tow ball.
2. Fitted directly onto coupling to prevent attachment of coupling to tow ball.

Unit weight 2.0kg

Coating Zinc



MTCP1407

Coupling Release Lever Lock

Suit ball couplings release lever lock, OZHITCH connecting pin & MCTP-Z/C supplied with 2 keys.

Unit weight 0.25kg

Coating Zinc



SINGCOUPLLOCK

Coupling Lock Single

Suit standard couplings. Prevents attachment of coupling to tow ball

Unit weight 1.44kg

Coating Zinc



MCTP-Z

Coupling Tongue Pin and R Clip

Now with two R clip holes and an additional hole for padlocks

Unit weight 0.68kg

Coating Yellow Zinc



MTCP1405

Towing Hitch Tongue Lock

Tongue lock, supplied with 2 keys and rubber end cap.

To suit standard towing hitch MTT2

Unit weight 0.55kg

Coating Zinc



MCTP-C

Coupling Tongue Pin and R Clip

Now with two R clip holes and an additional hole for padlocks

Unit weight 0.68kg

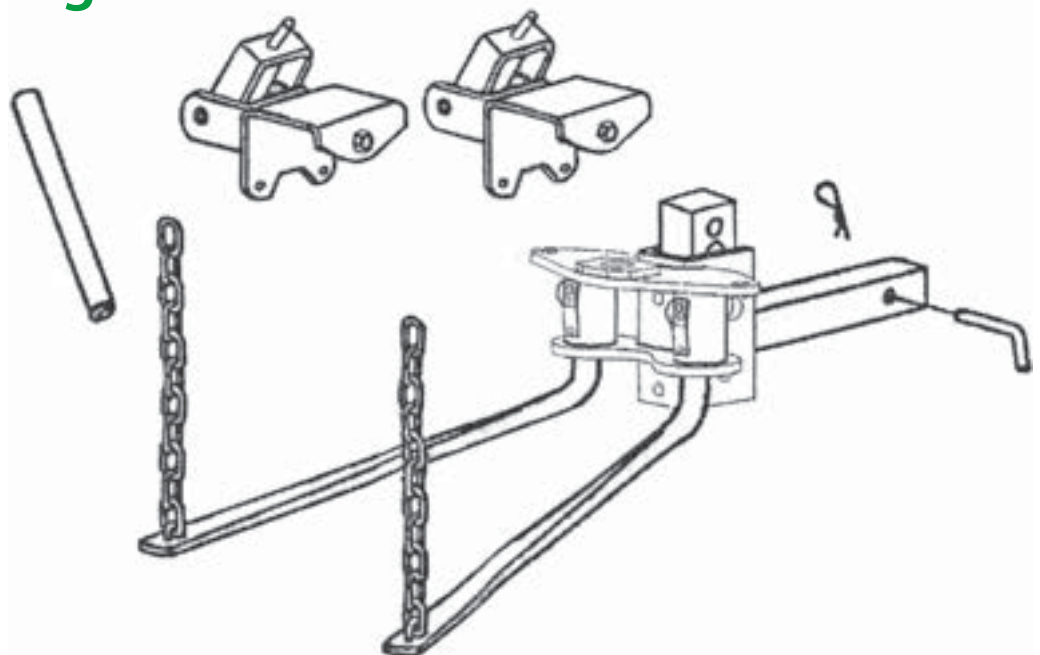
Coating Chrome

Offroad Towing

MSTAB

CARAVAN WEIGHT DISTRIBUTION SYSTEM

Coating	Painted
Unit weight	38.7kg



Why use a weight distribution system?

Towing a caravan or trailer will inevitably add weight to the rear of your vehicle. This added weight can alter the handling of the vehicle, due to an imbalance of weight from the front to the rear. This can pose serious safety concerns, especially when travelling at high speeds, as less weight over the front axle will reduce braking efficiency and steering control. In addition, the weight imbalance can throw headlights out of alignment (see Figure 1) and significantly increase fuel use and tyre wear. The Weight Distribution System has been designed to address these problems, by restoring even balance across all axles of the vehicle and trailer or caravan. The purpose of the system is to enable the vehicle to be driven at the maximum legal speed, without compromising on safety.



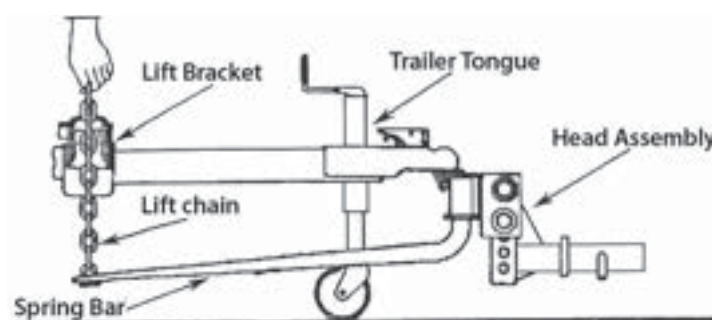
Figure 1. Incorrect weight distribution



Figure 2. Correct weight distribution

How does the weight distribution system work?

The weight distribution system works by changing the point at which the load of the trailer is transferred to the vehicle. Without a weight distribution system, the entire weight of the trailer is transferred and carried at the towball, as shown above in Figure 1. This is corrected by redistributing the weight across all axles of the vehicle and caravan or trailer (see Figure 2), similar to the lifting action of a wheelbarrow. The Manutec Weight Distribution System has been engineered to ensure towing vehicles operate at their optimum braking, steering and driving capacity.



D-Shackles

Item code	WLL Rating	*ATM Rating	ADR
D-SHACKLE-0.75T	750KG Rated D-Shackle	3000KG	approved
D-SHACKLE-1.0T	1000KG Rated D-Shackle	4000KG	approved
D-SHACKLE-1.5T	1500KG Rated D-Shackle	6000KG	approved
D-SHACKLE-2.0T	2000KG Rated D-Shackle	8000KG	approved



B-Shackles

Item code	WLL Rating	*ATM Rating	ADR
B-SHACKLE-0.75T	750KG Rated B-Shackle	3000KG	approved
B-SHACKLE-1.0T	1000KG Rated B-Shackle	4000KG	approved
B-SHACKLE-1.5T	1500KG Rated B-Shackle	6000KG	approved



Safety Chain

Item code	*ATM Rating			ADR
MSCH1.6T-10L	1.6 tonne	8mm Black	10 links	approved
MSCH1.6TG-10L	1.6 tonne	8mm Galv	10 links	approved
MSCH2.5T-10L	2.5 tonne	8mm Black	10 links	approved
MSCH2.5T-12L	2.5 tonne	10mm Black	12 links	approved
MSCH2.5T-13L	2.5 tonne	10mm Black	13 links	approved
MSCH2.5TG-13L	2.5 tonne	10mm Galv	13 links	approved
MSCH2.5T-19L	2.5 tonne	10mm Black	19 links	approved
MSCH3.5T-10L	3.5 tonne	13mm Black	10 links	approved
MSCH3.5TG-10L	3.5 tonne	13mm Galv	10 links	approved
SAFETYCHAIN8	1.6 tonne	8mm Black	Linear Metre	approved
SAFETYCHAIN8GALV	1.6 tonne	8mm Galv	Linear Metre	approved
SAFETYCHAIN10	2.5 tonne	10mm Black	Linear Metre	approved
SAFETYCHAIN10GALV	2.5 tonne	10mm Galv	Linear Metre	approved
SAFETYCHAIN13	3.5 tonne	13mm Black	Linear Metre	approved
SAFETYCHAIN13GALV	3.5 tonne	13mm Galv	Linear Metre	approved
G80SAFETYCHAIN13	26.8 tonne	13mm Blue	Linear Metre	approved

*Note: WLL = Safe Working Load Limit
ATM = Aggregate Trailer Mass



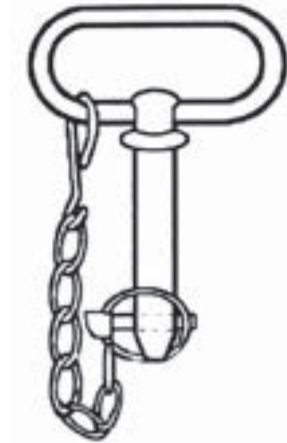
Safety Chain - Bags

Item code	Description
MSCH1.6TG-25KG-BAG CHAIN	SAFETY CHAIN 1.6T - 25KG BAG ONLY- GALV
MSCH2.5TG-25KG-BAG CHAIN	SAFETY CHAIN 2.5T - 25KG BAG ONLY- GALV
MSCH3.5TG-25KG-BAG CHAIN	SAFETY CHAIN 3.5T - 25KG BAG ONLY- GALV

Draw Bar Pins

Includes chain, spring & clip

Item code	Size	Coating	Weight
DBP12X110	12 x 110	Gold Zinc	600mm
DBP16X98	16 x 98 (5/8")	Gold Zinc	900mm
DBP16X187	16 x 187	Gold Zinc	900mm
DBP19X98	19 x 98 (3/4")	Gold Zinc	900mm
DBP20X230	20 x 230	Gold Zinc	900mm
DBP20X230	22 x 159 (7/8")	Gold Zinc	600mm
DBP25.4X159	25.4 x 159 (1")	Gold Zinc	900mm
DBP25.4X183	25.4 x 183 (1")	Gold Zinc	900mm
DBP28.6X184	28.6 x 184 (11/8")	Gold Zinc	600mm
DBP32X184	32mm x 184mm (11/4")	Gold Zinc	900mm



Chain Connecting Brackets

Item code	Rated
MBRKT3.15T	3.15 tonne
MBRKT5.3T	5.3 tonne



Hammerlocks/Butterfly Clip

Item code	Rated	ADR Rating	Colour
MBCL2.0T	2 tonne	Approved	Red
MBCL2.0T-Y	2 tonne	Approved	Yellow
MBCL3.15T	3.15 tonne	Approved	Red
MBCL5.3T	5.3 tonne	Approved	Red



Bracket and Butterfly Clip Sets

Item code	Rated
MBCL3.15T-SET	3.15 tonne
MBCL5.3T-SET	5.3 tonne



Braking systems



MHA1200-CAP
Replacement cap
For hydrastar

Unit Weight 2.0kg



MCCBRKAWAY
Brake Away Coil
Cable

Unit Weight 0.01kg



MSWBRKAWAY
Brake Away Switch

Unit Weight 0.05kg



MTMEBC-AME
Trailer Mount Electric
Brake Controller

Unit Weight 0.35kg



MEBC-P
Electric Brake Controller
Primus IQ 90160
Proportionate brake
controller to suit 1-3 axles

Unit Weight 2.9kg



MHA1200
Hydraulic Brake Actuator
1200 PSI unit

Unit Weight 2.9kg



MHA1600
Hydraulic Brake Actuator
1600 PSI unit

Unit Weight 5.65kg



MBBRKAWAY
Brake Away System

Unit Weight 2.0kg



MBS6000
6000 Brake Safe Kit

Unit Weight 2.9kg



EBRH-ACCV3
Redarc Tow-Pro Elite V3
Electric Trailer Brake
Controller 12/24V input
up to 3 Axles, Remote
switch active calibration

Elecbrakes Bluetooth Electric Brake Controller



ELBC2000-PS
Elecbrakes Electric Brake
Controller

The elecbrake EB2 brake controller is a trailer mounted proportional brake controller. The device can be used with the plug and play adaptors or hardwired to the trailers electrical circuits with a leader. The device is fitted with an IP68 connector. Allows compliance with ADR38/05.



EBR-REMOTE
Remote Control

Elecbrakes in-car remote control. Allows user to control brake response, select user defined programs and activate trailer brakes only by the manual override button. Allows compliance with ADR38/04.



TWL
Trailer Wired Leader

Leader pre-wired with Deutsch plug to suit both ELBC2000-PS and EB2 units. This leader can be internally routed through the trailer chassis as required.



A7-7
Plug + Play Adaptor

Plug and Play Adaptors allow the Elecbrakes device to be easily installed onto the trailer. No wiring is required. The range of available Adaptors suits most combinations of trailer plugs and vehicle sockets.

* Other adaptors available

Brake Spare Parts - Hydraulic



MHB34MC

3/4" Master Cylinder
With bracket

Unit weight	1.8kg
Coating	zinc



BH400

Flexible Brake Hose 400mm long

Unit weight	?? kg
-------------	-------



Brass Nut

Item Code	Tube Length
BSN	standard
BLN	long

Bundy Tube

Unit Weight	Length	Dimensions	Finish
MCBT15	15m	3/16 x 17mm	Copper
MSBT20	20m	3/16x.71mm	Steel
MSBT100	100m	3/16x.71mm	Steel



Brake Spare Parts - Hydraulic



M19MC

3/4 Master Cylinder

Unit Weight 0.45kg



M78MC

7/8 Master Cylinder

Unit Weight 0.5kg



MHB

Master Cylinder Bracket

Unit Weight 1.25kg



HBRAKEASS

Handbrake Assembly
for mechanical brakes

Unit weight 1.0kg

Coating Zinc



Brake Cable(SS)

Item Code	Length
MSSBC8	8m
MSSBC10	10m

Also available cut to length



Wire Rope Grips

Item Code	Size
MWRG	5mm
MWRG6MM	6mm
MWRG8MM	8mm
MWRG10MM	10mm
MWRG12MM	12mm

DRAWBARBKPLT3

Mechanical Brake Lever

For override coupling.

To suit a 3" draw bar

Unit weight 1.8kg

Coating Galv



Brake Cable Adjuster

Item Code	Tube Length	Finish	Weight	Coating
BRKCABL-ADJ	Brake Cable Adjuster		0.25kg	Zinc
BRKCABL-ADJ-HD	Brake Cable Adjuster KIT	Stainless Steel	0.35kg	Zinc
BRKCABL-HDSET	Brake Cable Adjuster Set		0.25kg	
BRKCABL-KIT-SS	Brake Cable Adjuster KIT	Stainless Steel	0.35kg	



Ozhitch Spare Parts



OZHUNIJOINT

Universal Joint
with bearings fitted

Coating Zinc
Unit Weight 0.70kg



OZHFRNTBKT-G

Front Bracket
with Bolt/Nut OZHITCH3.5G

Coating Galv
Unit Weight 2.7kg
(Connecting Pin Not Supplied)



OZHFRKBOLT

Fork Bolt
Bolt/Nyloc to suit OZHITCHES

Coating Galv/Zinc
Unit Weight 0.40kg



OZHCONPIN

Connection Pin
With lynch pin OZHITCH3.5

Coating Galv/Zinc
Unit Weight 0.5kg



OZHBRGSET

Bush Set
Bush set of OZHITCH3.5 bushes
2 large and 4 small

Coating Zinc
Unit Weight 0.06kg



BOLT12X2

HT Bolt 1/2 inch x 2 inch
Suits OZHITCH 6H and 2.5T-4H
and bolt on STD couplings

includes Bolt, Nut, Washer, Spring Washer
Unit Weight 0.5kg



BOLT12X2.5

HT Bolt 1/2 inch x 2.5 inch
Suits OZHITCH 6H and 2.5T-4H
and bolt on STD couplings

includes Bolt, Nut, Washer, Spring Washer
Unit Weight 0.5kg



BOLT12X4

HT Bolt 1/2 inch x 4 inch
Suit OZHITCH3.5G-4H,
OZHITCH-OR-G-4H,
OZHITCH-OR-G-6H & MOC2000Z.

includes Bolt, Nut, Washer, Spring
Unit Weight 0.5kg



HBRAKEASS

Handbrake Assembly
For mechanical brakes

Unit Weight 1.0kg
Coating Zinc

OZHITCH Fork

Item Code	To suit	
OZHFRKSH2.5-4H	OZHITCH2.5G-4H	205mm
OZHFRKSH3.5-4H	OZHITCH3.5G-4H	270mm
OZHFRKSH3.5-6H	OZHITCH3.5G-6H	215mm
OZHFRKSH2TOR-4H	OZHITCH-OR-G-4H	265mm
OZHFRKSH2TOR-6H	OZHITCH-OR-G-6H	285mm



Ozhitch Spare Parts



OZHFRBKT-KIT

Ozhitch Receiver Bracket and connecting pin and bolt

Unit weight 3.1kg



OZHBRGSET-SML

Bushes

To suit OZHUNIJT - 4 x SML bushes

Unit weight 0.1kg



OZHCONPIN-SPRING

Spring for Ozhitch connector pin spring For OZHITCH con pin

Unit weight 0.1kg



OZHM22RBOLT

Bolt (72mm X 22mm), Nut, Spring Washer To suit Ozhitch receiver bracket bolt 72mm x22mm - M22 Bolt/Nut/Spring Washer

Unit weight 0.3kg



OZHBRKEXTPLT

Coupling Bolt-On 45mm Brake Extension Suits standard 4 Hole and 6 Hole couplings

Unit weight 0.3kg



RHBRKEXT

Hand Brake Lever Extension Piece Bolt on Suits HRBRAKEASS

Unit weight 0.25kg



OZH7/16-14TPIRBOLT

Bolt 7/16 in x 1.25 in - 14 TPI Bolt/Nut Small Side Bolts To suit OZHITCH receiver bracket

Unit weight 0.1kg

Spare Parts - Couplings



VINPLATE-B

Blank Vehicle Identification Plate
VEHICLE STANDARD ACT 1989
Black

Dimensions 145mm x 45mm



VINPLATE-S

Blank Vehicle Identification Plate
VEHICLE STANDARD ACT 1989
Silver

Dimensions 145mm x 45mm



VINPLATE-B-R

Blank Vehicle Identification Plate
ROVER STYLE
Black- Pre Drilled

Dimensions 145mm x 45mm



VINPLATE-S-R

Blank Vehicle Identification Plate
ROVER STYLE
Silver - Pre Drilled

Dimensions 145mm x 45mm



MOC2000HSC

Handle and Safety Catch
Suits MOC2000D



MOC2000LPS

Locking Plunger and Spring
Suits MOC2000D



DBPSRING-MPBA

Draw Bar Pin Spring
Suits poly block adaptor



MCARPN (1/2" UNC)

Anti Rattle Pin & Bolt
To suit standard ball couplings



MOC2000SC

Coupling Release
Safety Catch

Coating Zinc



HANDGRIP20X120

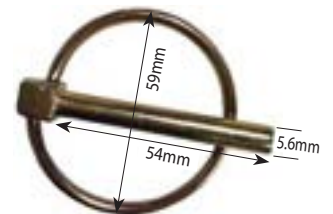
Black Handle Grip
20MM X 120MM



MOC2000RS

Reversing Stop Spare part For
override coupling suits MOC2000D

Coating Zinc



MPBA-LINCH-PIN

Linch pin
To suit poly block adaptor



RCLIP

- RCLIP50 50mm x 2mm
- RCLIP70 70mm x 2mm
- RCLIP120 120mm x 3.5mm



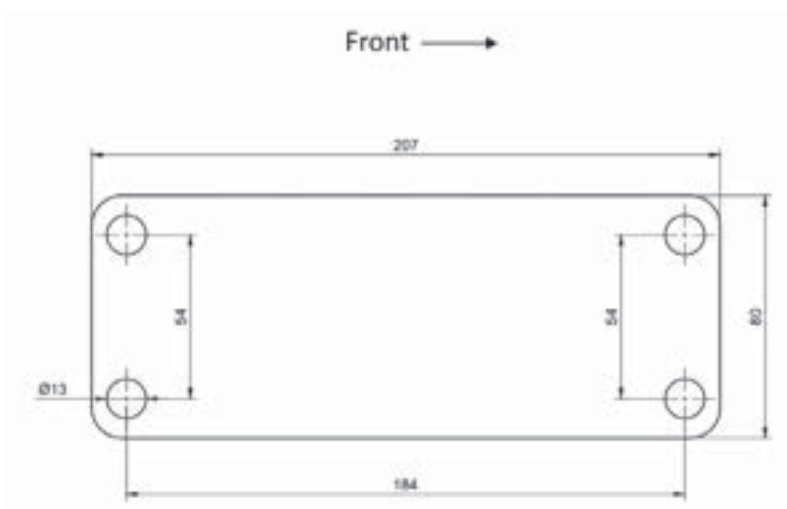
MC4500-BUSH

Cylindrical Anti-Rattle Bush Set
Suits MC4500 coupling

OzHitch Hole Patterns

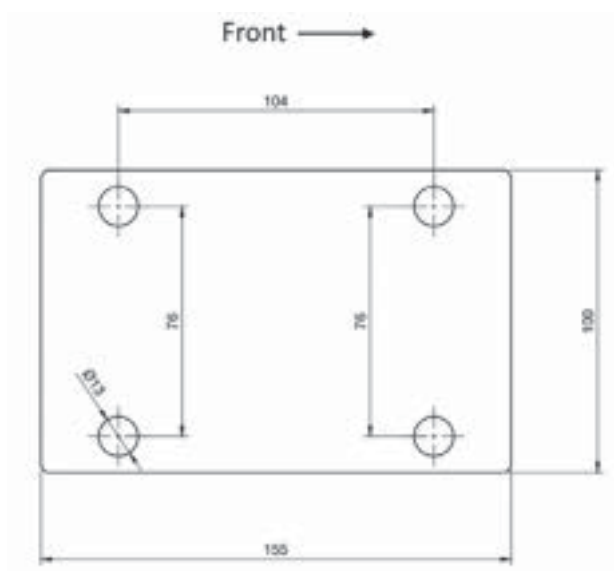
Standard 4 Hole

3.5 Tonne/4.5 Tonne/2.0 Tonne Override



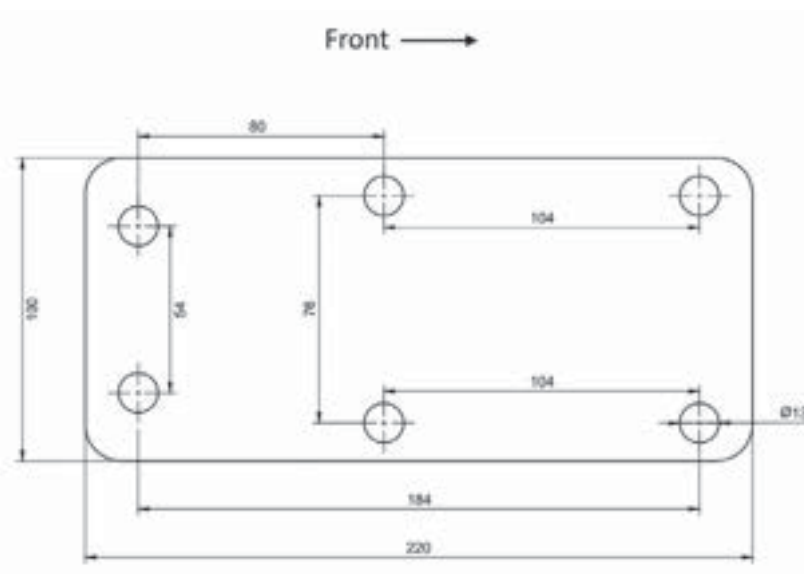
Non-Standard 4 Hole

2.5 Tonne (OZHITCH)



Standard 6 Hole

OZHITCH 3.5 Tonne/2.0 Override
(6 hole versions)



Section 8

Lights & Electrical



8. LIGHTS &
ELECTRICAL

We have the capacity to obtain a wide range of light & electrical products.
If there is any particular item you require please contact us.

Manutec PTY LTD
30 Jonal Drive
CAVAN SA 5094

www.manutec.com.au
Ph. (08) 8260 2277
Fax. (08) 8260 2399

LED Combination Trailer Lights

Make: Whitevision
Series: CRL20
Warranty: 5 Years
Water Proof: No - Not Submersible
ADR: Fully Compliant



Item Code	Description	Length	Width	Height	Cable	Volt	CTA#
CRL20LEDVTW	Square Stop/Tail/Ind/Ref Twin Pack	100mm	100mm	20mm	500mm	Multi-Volt 10-30V DC	060540/060517
CRL20LEDVLHX	Square Stop/Tail/Ind/Ref	100mm	100mm	20mm	500mm	Multi-Volt 10-30V DC	060540
CRL20LEDVRHX	Square Stop/Tail/Ind/Ref with Licence	100mm	100mm	20mm	500mm	Multi-Volt 10-30V DC	060517

Make: Whitevision
Series: CRL120
Warranty: 5 Years
Water Proof: No - Not Submersible
ADR: Fully Compliant



Item Code	Description	Length	Width	Height	Cable	Volt	CTA#
CRL120LEDVTW	Rectangle Stop/Tail/Ind/Ref Twin Pack	150mm	80mm	30mm	500mm	Multi-Volt 10-30V DC	060539/060507
CRL120LEDVLH	Rectangle Stop/Tail/Ind/Ref	150mm	80mm	30mm	500mm	Multi-Volt 10-30V DC	060539
CRL120LEDVRH	Rectangle Stop/Tail/Ind/Ref with Licence	150mm	80mm	30mm	500mm	Multi-Volt 10-30V DC	060507

Make: Whitevision
Series: CRL280
Warranty: 5 Years
Water Proof: Submersible
ADR: Fully Compliant



Item Code	Description	Length	Width	Height	Cable	Volt	CTA#
CRL280LED	Combination Stop/Tail/Ind/Ref	284mm	100mm	37mm	500mm	Multi-Volt 9-33V DC	060969

LED Combination Trailer Lights

Make: LED Autolamps
Series: 209
Warranty: 5 Years
Water Proof: 100% Water Proof
ADR: Fully Compliant



Item Code	Description	Length	Width	Height	Cable	Volt	CTA#
209GARLP2	Stop/Tail/Indicator/Reflector/ Licence Twin Pack	210mm	110mm	22mm	300mm	12V DC	060158
209GAR4P	Stop/Tail/Indicator/Reflector	210mm	110mm	22mm	300mm	12V DC	060158
209GARL4P	Stop/Tail/Indicator/Reflector/ Licence	210mm	110mm	22mm	300mm	12V DC	060158

Make: Whitevision
Series: CRL285
Warranty: 5 Years
Water Proof: No - Not Submersible
ADR: Fully Compliant



Item Code	Description	Length	Width	Height	Cable	Volt	CTA#
CRL285LED	285 Series Stop / Diffused Tail / Sequential Indicator / Reflector	283mm	100mm	33mm	500mm	Multi-Volt 9- 33V DC	061025

Make: Roadvision
Series: BR360
Warranty: 5 Years
Water Proof: No - Not Submersible
ADR: Fully Compliant



Item Code	Description	Length	Width	Height	Cable	Volt	CTA#
BR360LARW	Combination Lamp Rectangle Left Hand - Stop/Tail/Sequential Indicator/Fog & Reverse	360mm	135mm	36mm	300mm	Multi-Volt 10- 30V DC	060822
BR360RARW	Combination Lamp Rectangle Right Hand - Stop/Tail/Sequential Indicator/Fog & Reverse	360mm	135mm	36mm	300mm	Multi-Volt 10- 30V DC	060822

LED Combination Trailer Lights

Make: Whitevision
Series: CRL220
Warranty: 5 Years
Water Proof: No - Not Submersible
ADR: Fully Compliant



Item Code	Description	Length	Width	Height	Cable	Volt	CTA#
CRL220LED	285 Series Combination Stop / Tail / Indicator	222mm	96mm	34mm	500mm	Multi-Volt 9-33V DC	PENDING

Make: Roadvision
Series: BR205
Warranty: 5 Years
Water Proof: Submersible
ADR: Fully Compliant



Item Code	Description	Length	Width	Height	Cable	Volt	CTA#
BR205LR	Stop/Tail/Ind/RefTwin Pack	162mm	80mm	19mm	300mm	12V DC	061129

Make: Roadvision
Series: BR80
Warranty: 5 Years
Water Proof: No - Not Submersible
ADR: Fully Compliant



Item Code	Description	Length	Width	Height	Cable	Volt	CRN#
BR80ARR	Stop/Tail/Indicator/Reflector	288mm	107mm	29mm	300mm	Multi-Volt 10-30V DC	46109, 46111, 46110, 46075
BR80ARW	Stop/Tail/Indicator/Reverse/Reflector	288mm	107mm	29mm	300mm	Multi-Volt 10-30V DC	46114, 46112, 46113, 46115, 46075

LED Combination Trailer Lights

Make: Roadvision
Series: BR141
Warranty: 5 Years
Water Proof: Waterproof
ADR: Fully Compliant



Item Code	Description	Length	Width	Height	Cable	Volt	CTA#
BR141W	Round Reverse	138mm	138mm	29mm	300mm	Multi-Volt 10-30V DC	061045
BR141R	Round Stop/Tail	138mm	138mm	29mm	300mm	Multi-Volt 10-30V DC	060858
BR141A	Round Indicator	138mm	138mm	29mm	300mm	Multi-Volt 10-30V DC	060922

Make: Roadvision
Series: BR161
Warranty: 5 Years
Water Proof: Waterproof
ADR: Fully Compliant



Item Code	Description	Length	Width	Height	Cable	Volt	CTA#
BR161W	Rectangle Reverse	135mm	87mm	29mm	300mm	Multi-Volt 10-30V DC	060921
BR161R	Rectangle Stop/Tail	135mm	87mm	29mm	300mm	Multi-Volt 10-30V DC	060353
BR161A	Rectangle Indicator	135mm	87mm	29mm	300mm	Multi-Volt 10-30V DC	060354

Make: Roadvision
Series: BR150
Warranty: 5 Years
Water Proof: No - Not Submersible
ADR: Fully Compliant



Item Code	Description	Length	Width	Height	Cable	Volt	CTA#
BR150A	Front Indicator Lamp Rect Recessed Bull Bar Mount	159mm	49mm	33mm	300mm	Multi-Volt 10-30V DC	060920
BR150AW	Front Indicator/Park Lamp Rect Recessed Bull Bar Mount	159mm	49mm	33mm	300mm	Multi-Volt 10-30V DC	060860

LED Combination Trailer Lights

Make: Roadvision
Series: BR300
Warranty: 5 Years
Water Proof: Waterproof
ADR: Fully Compliant



Item Code	Description	Length	Width	Height	Cable	Volt	CRN#
BR300ARW	Rect Strip Stop/Tail/Ind/Rev	301mm	45mm	30mm	300mm	Multi-Volt 10-30V DC	46119, 46104, 46105, 46103

Make: Roadvision
Series: BR200
Warranty: 5 Years
Water Proof: No - Not Submersible
ADR: Fully Compliant



Item Code	Description	Length	Width	Height	Cable	Volt	CTA#
BR200LRARW	Rect Strip Stop/Tail/Ind/Rev Twin Pack	195mm	50mm	32mm	300mm	Multi-Volt 10-30V DC	060547

Make: Whitevision
Series: 27W
Warranty: 5 Years
Water Proof: No - Not Submersible



Item Code	Description	Wattage	Volt
LWL226F	LED Work light 27W Round Flood Beam 1800lm Blister	27W	Multi-Volt 9-30V DC
LWL229F	LED Work light 27W Square Flood Beam 1800lm Blister	27W	Multi-Volt 9-30V DC

LED Autolamps Australia



LP1B

Plug in Cable Compatible*
ADR approved
Voltage Range 12-24 Volt
5 Year Warranty
375mm x 173mm x 25mm
* Plugs into rear of 100BAR or 150BAR lamps
Designed to fit standard Australian Licence plates



207BARLP2

12 Volt, LHS & RHS, Twin Blister
Fully Submersible
Plug-in cable kit compatible
ADR approved
12 Volt only
40cm Cable
5 Year Warranty
200mm x 92mm x 28mm
200mm x 113mm x 28mm



Clear Lens Black Chrome Inactive/Active

C1RXRE

Clear Lens, Single Blister
High Brightness LEDs
40cm Cable
ADR/ECE approved
IP67 100% Waterproof
Voltage Range 12-24 Volt
7 Year Warranty
125mm Round x 40mm
Sold Individually



215ARLP2

Twin Blister
Fully Submersible
Diffused Tail Function
Inbuilt Licence Plate Lamp
Inbuilt Reflex Reflector
ADR Australian Road Approved
12 Volt only
5 Year Warranty
215mm x 105mm x 30.5mm



216ARLP2

Twin Blister
Fully Submersible
Diffused Tail Function
Inbuilt Licence Plate Lamp
ADR Australian Road Approved
12 Volt only
5 Year Warranty
215mm x 105mm x 30.5mm



284ARWM-2

Twin Blister
Exclusive Design
Inbuilt Reflex Reflector
Sequential Indicator
ECE Australian Road Approved
Voltage Range 10-30 Volt
5 Year Warranty
284mm x 100mm x 37mm



385ARRMB

LHS or RHS, Single Bulk
Diffused Tail Function
Sequential Indicator
ECE Approved
Voltage Range 12-24 Volt
5 Year Warranty
387mm x 105mm x 30.5mm



38541ARWM-2

Twin Blister
Diffused Tail Function
Sequential Indicator
ADR Approved
Voltage Range 12-24 Volt
5 Year Warranty
387mm x 105mm x 30.5mm



3856ARWM-2

Twin Blister
Stop, Tail, Indicator, Reverse
ECE/ADR Approved
Propeller Plate Inner Design
IP67 100% Waterproof
Voltage Range 12-24 Volt
5 Year Warranty
387mm x 105mm x 30.5mm



520ARRMB

Diffused Tail Function
Sequential Indicator
ECE Approved
Voltage Range 12-24 Volt
520mm x 141mm x 28.5mm
5 Year Warranty



C3XR

Bolt Mount, Single Blister
Black Chrome Design
ADR approved
3M Tape Available
IP67 100% Water proof
Voltage Range 12-24 Volt
7 Year Warranty
370mm x 135mm x 40mm
Sold Individually



C5XRR

Single Blister
Black Chrome Design
ECE/ADR Approved
IP67 Rated
Voltage Range 12-24 Volt
7 Year Warranty
600mm x 135mm x 40mm
Sold Individually

Marker Lamps

Make: Whitevision
Series: SM62
Warranty: 5 Years
Water Proof: No - Not Submersible
ADR: Fully Compliant



Item Code	Description	Length	Width	Height	Cable	Volt	CTA#
SM62RALED	Marker Lamp Rect Amber/Red	57mm	35mm	21mm	500mm	Multi-Volt 9-33V DC	060410
SM62ALED	Marker Lamp Rect Amber	57mm	35mm	21mm	500mm	Multi-Volt 9-33V DC	060402
RM62RLED	Marker Lamp Rect Red	57mm	35mm	21mm	500mm	Multi-Volt 9-33V DC	060404
FM62CLED	Marker Lamp Rect White	57mm	35mm	21mm	500mm	Multi-Volt 9-33V DC	060409

Number Plate Lamps

Make: Roadvision
Series: BR25
Warranty: 5 Years
Water Proof: Waterproof
ADR: Fully Compliant



Item Code	Description	Length	Width	Height	Cable	Volt	CTA#
BR25B	Licence Plate Lamp Black Body	81mm	41mm	34mm	300mm	Multi-Volt 10-30V DC	046101

Make: Whitevision
Series: NPL4LED
Warranty: 5 Years
Water Proof: No - Not Submersible
ADR: Fully Compliant



Item Code	Description	Length	Width	Height	Cable	Volt	CTA#
NPL4LED	Licence Plate Lamp	90mm	20mm	28mm	300mm	Multi-Volt 9-24V DC	060510

Reflectors

Make: Whitevision
Series: WR60
Warranty: 1 Year
Water Proof: Waterproof
ADR: Fully Compliant



Item Code	Description	Length	Width	Height	Features	Packing	CRN#
WR60A	Reflector Amber - Round	60mm	60mm	8mm	Screw Mount	Single Pack	15996
WR60R	Reflector Red - Round	60mm	60mm	8mm	Screw Mount	Single Pack	15997
WR60C	Reflector White - Round	60mm	60mm	8mm	Screw Mount	Single Pack	15998
WR60A-BULK	Reflector Amber - Round - Bulk	60mm	60mm	8mm	Screw Mount	100 Pack	15996
WR60R-BULK	Reflector Red - Round - Bulk	60mm	60mm	8mm	Screw Mount	100 Pack	15997
WR60C-BULK	Reflector White - Round - Bulk	60mm	60mm	8mm	Screw Mount	100 Pack	15998

Make: Whitevision
Series: WR106
Warranty: 1 Year
Water Proof: Waterproof
ADR: Fully Compliant



Item Code	Description	Length	Width	Height	Features	Packing	CRN#
WR106A	Reflector Amber	59mm	31mm	7.5mm	Adhesive	Single Pack	16002
WR106R	Reflector Red	59mm	31mm	7.5mm	Adhesive	Single Pack	15927
WR106C	Reflector White	59mm	31mm	7.5mm	Adhesive	Single Pack	16015
WR106A-BULK	Reflector Amber - Bulk	59mm	31mm	7.5mm	Adhesive	100 Pack	16002
WR106R-BULK	Reflector Red - Bulk	59mm	31mm	7.5mm	Adhesive	100 Pack	15927
WR106C-BULK	Reflector White - Bulk	59mm	31mm	7.5mm	Adhesive	100 Pack	16015

Make: Whitevision
Series: WR120
Warranty: 1 Year
Water Proof: Waterproof
ADR: Fully Compliant



Item Code	Description	Length	Width	Height	Features	Packing	CTA#
WR120A	Reflector Amber	70mm	20mm	7.5mm	Adhesive	Single Pack	060343
WR120R	Reflector Red	70mm	20mm	7.5mm	Adhesive	Single Pack	060343
WR120C	Reflector White	70mm	20mm	7.5mm	Adhesive	Single Pack	060343
WR120A-BULK	Reflector Amber - Bulk	70mm	20mm	7.5mm	Adhesive	100 Pack	060343
WR120R-BULK	Reflector Red - Bulk	70mm	20mm	7.5mm	Adhesive	100 Pack	060343
WR120C-BULK	Reflector White - Bulk	70mm	20mm	7.5mm	Adhesive	100 Pack	060343



Bulk Reflectors
Pack of 100

Trailer Plugs

Volt 10-30V
 Warranty 12 months
 Water Proof dust and moisture resistant
 ADR Approved
 Screws Stainless steel
 Pins 7 copper pins
 Rated 30A at 12V

3 step wiring body on all round plugs
 Internal Saddle device provides strain relief on wiring

Item Code	Shape	Finish	Feature
M7PLRP	Large Round	Plastic	Standard
M7PSRP	Small Round	Plastic	Standard
M7PFP	Flat	Plastic	Standard
M12PFP	12 Pin Flat	Plastic	Standard
M7PLRP-L	Large Round	Plastic	LED
M7PSRP-L	Small Round	Plastic	LED
M7PFP-L	Flat	Plastic	LED
M7PLRP-C	Large Round	Plastic	Clear
M7PSRP-C	Small Round	Plastic	Clear
M7PFP-C	Flat	Plastic	Clear
M7PLRP-M	Large Round	Metal	Standard
M7PSRP-M	Small Round	Metal	Standard
M7PFP-M	Flat	Metal	Standard
M12PFP-M	12 Pin Flat	Metal	Standard
M7PLRP-ML	Large Round	Metal	Led
M7PSRP-ML	Small Round	Metal	Led
M7PFP-ML	Flat	Metal	Led



Standard Plastic



LED Plastic



Standard Metal



LED Metal



Plastic Clear



12 Pin Metal

Trailer Sockets

Volt 10-30V
 Warranty 12 months
 Water Proof dust and moisture resistant
 ADR Approved
 Screws Stainless steel
 Pins 7 pins
 Rated 30A at 12V

Spring load corner

Item Code	Shape	Finish	Feature
M7PLRS	Large Round	Plastic	Standard
M7PFS	Flat	Plastic	Standard
M12PFS	12 Pin Flat	Plastic	Standard
M7PLRS-L	Large Round	Plastic	LED
M7PFS-L	Flat	Plastic	LED
M7PLRS-M	Large Round	Metal	Standard
M7PFS-M	Flat	Metal	Standard
M12PFS-M	12 Pin Flat	Metal	Standard
M7PFS-ML	Flat	Metal	LED



Standard Plastic



Standard Metal

Trailer Socket Adaptors

Volt	10-30V
Warranty	12 months
Water Proof	Dust and moisture resistant
ADR	Approved
Screws	Stainless steel
Pins	7 copper pins
Rated	15A at 12V



Standard:	KT753	KT752	KT755	KT750	KT751	KT754
LED Tester:	KT763	KT762	KT765	KT760	KT761	KT764

Trailer Plug/Sockets Wiring

7 PIN FLAT FEMALE TRAILER SOCKET

CIRCUIT	COLOUR
1 Left Indicator	Yellow
2 Aux/Rev	Black
3 Earth	White
4 Right Indicator	Green
5 Service Brakes	Blue
6 Stop Brakes	Red
7 Tail Lights	Brown

7 PIN FLAT MALE TRAILER PLUG

CIRCUIT	COLOUR
1 Left Indicator	Yellow
2 Aux/Rev	Black
3 Earth	White
4 Right Indicator	Green
5 Service Brakes	Blue
6 Stop Brakes	Red
7 Tail Lights	Brown

7 PIN LARGE ROUND TRAILER PLUG

CIRCUIT	COLOUR
1 Left Indicator	Yellow
2 Aux/Rev	Black
3 Earth	White
4 Right Indicator	Green
5 Service Brakes	Blue
6 Stop Brakes	Red
7 Tail Lights	Brown

ALSO USES THIS WIRING DIAGRAM

7 PIN LARGE ROUND TRAILER SOCKET

CIRCUIT	COLOUR
1 Left Indicator	Yellow
2 Aux/Rev	Black
3 Earth	White
4 Right Indicator	Green
5 Service Brakes	Blue
6 Stop Brakes	Red
7 Tail Lights	Brown

Our range includes everything from standard plastic plugs and sockets to the latest in durable Aluminium with LED Indicators that provide a visual check that all circuits are correct. We also have a full range of other plugs, sockets, adaptors, cables, connectors, terminals and fasteners available.

Trailer Wiring (30m and 100m spools)

2 Cores

Item Code	Amps	Cable Duty	Thickness	Length
M2CXLD30 / M2CXLD100	10	Extra Light	2 mm	30m / 100m
M2CMD30 / M2CMD100	16	Medium	3 mm	30m / 100m
M2CHD30 / M2CHD100	22	Extra Heavy	4 mm	30m / 100m
M2CXHD30	38	Extra Heavy	6 mm	30m



5 Cores

Item Code	Amps	Cable Duty	Thickness	Length
M5CXLD30 / M5CXLD100	7	Extra Light	2 mm	30m / 100m
M5CMD30 / M5CMD100	11	Medium	3 mm	30m / 100m
M5CHD30 / M5CHD100	15	Extra Heavy	4 mm	30m / 100m



7 Cores

Item Code	Amps	Cable Duty	Thickness	Length
M7CXLD30 / M7CXLD100	5	Extra Light	2 mm	30m / 100m
M7CMD30 / M7CMD100	10	Medium	3 mm	30m / 100m
M7CHD30 / M7CHD100	14	Extra Heavy	4 mm	30m / 100m



Split Loom Tubing

Item Code	Split	Thickness	Length
MSL7X3	Yes	7mm	3m
MSL7X10	Yes	7mm	10m
MSL7X50	Yes	7mm	50m
MSL10X3	Yes	10mm	3m
MSL10X10	Yes	10mm	10m
MSL10X30	Yes	10mm	30m
MLNS10X250	No	10mm	250m
MSL16X10	Yes	16mm	10m
MSL20X10	Yes	20mm	10m



Cable Ties

Item Code	Pieces	Thickness	Length
MCT10025	100	2.5mm	100mm
MCT15035	100	3.5mm	150mm
MCT20047	100	4.7mm	200mm
MCT30048	100	4.8mm	300mm

Cable tie bulk pack MCT1000PK



HD Plugs

Features:


- 12 Pins in total
- Manufactured using robust alloy
- Circuits Moulded into housing
- Stainless Steel Phillips Head Screws
- Spring Loaded Dust-Proof Cover
- KT 12 Pin Trailer Plugs are designed with a large body for easy grip
- Cable Gland protects from dirt and dust entering the plug by fastening around trailer cable.
- Screw Cap fastens gland to cable to prevent cable pullout

Specifications:

- 7 pins rated to 15A at 12V
- 5 pins rated to 35A at 12V
- Suits cable sizes: 7 Core Trailer Cable 3mm & 4mm
- Suits cable sizes: 5 Core Trailer Cable up to 6mm


Item Code	Description
M50AMPP	2 Pin Trailer Plug 50 Amp
M50AMPS	2 Pin Trailer Socket 50 Amp
M7PFS-50AMP	9 Pin Flat Female Socket (7 Pin + 50 Amp Connector)
M7PFP-50AMP	9 Pin Flat Male Plug (7 Pin + 50 Amp Connector)
M50AMP-SET	2 Pin Trailer Plug and Socket 50 Amp Twin Pack

M50AMPP



50Amp 2 pin Trailer Plug

M50AMPS



50Amp 2 pin Trailer Socket

MLC5



LED heavy duty connector X 5PCS

M50AMPP



50Amp 2 pin Trailer Plug

M50AMPS



50Amp 2 pin Trailer Socket

MBGAP



Baxters Genuine Anderson Plug Connector Grey 50Amp

Terminals

MBQFM63 Blue Pre-insulated Female Terminal 6.3mm 	MBQM63 Blue Pre-insulated Male Terminal 6.3mm 	MBQFU63N Blue Fully Insulated Female Terminal 6.3mm 	MBBS Blue Butt Splice 2.5mm-4mm Cables 	MBRS8 Blue Ring Terminal 8mm 2.5mm-4mm Cables 	MBRS5 Blue Ring Terminal 5mm 2.5mm-4mm Cables 	MBPB Blue Piggy Back Terminal 6.3mm 
MYQFM63 Yellow Pre-insulated Female Terminal 6.3mm 	MTQM63 Yellow Pre-insulated Male Terminal 6.3mm 	MYQFU63N Yellow Fully Insulated Female Terminal 6.3mm 	MYBS Yellow Butt Splice 2.5mm-4mm Cables 	MYRS5 Yellow Ring Terminal 5mm 2.5mm-4mm Cables 	MYRS8 Yellow Ring Terminal 8mm 2.5mm-4mm Cables 	MYPB Yellow Piggy Back Terminal 6.3mm 

MCONKIT

Cable Connector Kit - 140 pieces



Housing Connectors:

- 10x Female Housing Connector QL Series, White, 1 Pin
- 10x Male Housing Connector QL Series, White, 1 Pin
- 10x Female Housing Connector QL Series, White, 2 Pins
- 10x Male Housing Connector QL Series, White, 2 Pins

Terminals:

- 50x Tinned Brass, Unins.Female, 9.4mm Tab, suits wire size 1.5 – 3.0mm²
- 50x Tinned Brass, Unins.Male, 9.4mm Tab, suits wire size 1.8 – 3.0mm²

MCMC

Cable Mounting Kit
 Assorted 3mm-12mm Nylon Cable Clamps (170 pcs)



Nylon Clamp

- | | |
|---------------------------|---------------------------|
| 20x Black, 3.2mm (1/8) | 10x Black, 7.9mm (5/16) |
| 20x Natural, 3.2mm (1/8) | 10x Natural, 7.9mm (5/16) |
| 20x Black, 4.8mm (3/16) | 10x Black, 9.5mm (3/8) |
| 20x Natural, 4.8mm (3/16) | 10x Natural, 9.5mm (3/8) |
| 20x Black, 6.3mm (1/4) | 5x Black, 12.7mm (1/2) |
| 20x Natural, 6.3mm (1/4) | 5x Natural, 12.7mm (1/2) |

Load Resistor

Simulates a 21W globe in the circuit

Can be used on vehicles with electronic components that are not LED compatible

Rectifies globe out warning messages, and

Rectifies flash rate when using led indicator lamps

Item Code	Feature	Volt	Voltage Input
LR12	LED Load Resistor	12V	12V 50 Watt 6 OHM
LR24	LED Load Resistor	24V	24V 50 Watt 24 OHM



Batteries

MRV27

Neuton Power Auto Battery (Tipper Kit)

Suits: Dual Purpose
Dimensions: 305mm x
171mm x 226mm
CCA: 750
Unit Weight: 22kg



NPD121250

Neuton Power Auto Battery (Deep Cycle)

Suits: BATBOX / TWINBATBOXSET
Dimensions: 335mm x
171mm x 214mm
A/H: 125
Unit Weight: 34kg



85L610

Neuton Power Auto Battery

Suits: Holden
Dimensions: 238mm x
172mm x 203mm
CCA: 610
Unit Weight: 15.5kg



85R610

Neuton Power Auto Battery

Suits: Ford
Dimensions: 238mm x
172mm x 203mm
CCA: 610
Unit Weight: 15.5kg



95D31L

Neuton Power Auto Battery

Suits: 4WD
Dimensions: 305mm x
171mm x 226mm
CCA: 750
Unit Weight: 20.3kg



95D31R

Neuton Power Auto Battery

Suits: 4WD
Dimensions: 305mm x
171mm x 226mm
CCA: 750
Unit Weight: 20.3kg



56318

Neuton Power Auto Battery

Suits: European Vehicles
Dimensions: 278mm x
175mm x 175mm
CCA: 670
Unit Weight: 15.7kg



56638

Neuton Power Auto Battery

Suits: VE Holden
Dimensions: 278mm x
175mm x 190mm
CCA: 700
Unit Weight: 16.7kg



55D23LX

Neuton Power Auto Battery

Suits: Toyota
Dimensions:
229mm x 175mm x 223mm
CCA: 600
Unit Weight: 14.8kg



NP1250

Neuton Power Auto Battery

Suits: Brakeaway Box
Dimensions:
90mm x 70mm x 100mm
A/H: 5
Unit Weight: 1.49kg



NP1270

Neuton Power Auto Battery

Suits: Alarm & Brakeaway Box
Dimensions:
152mm x 65mm x 100mm
A/H: 7
Unit Weight: 2.05kg



Section 9

U- Bolts

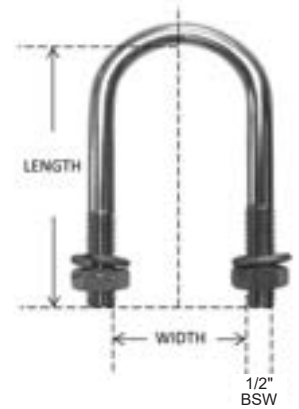


Suspension U-Bolts

Round U-Bolts 1/2"

	Length	39mm	45mm	50mm
Length	4"	UBOLT39X4RD	N/A	N/A
	4.5"	UBOLT39X4.5RD	UBOLT45X4.5RD	UBOLT50X4.5RD
	5"	UBOLT39X5RD	UBOLT45X5RD	UBOLT50X5RD
	5.5"	UBOLT39X5.5RD	UBOLT45X5.5RD	N/A
	6"	N/A	UBOLT45X6RD	UBOLT50X6RD
	6.5"	N/A	N/A	N/A
	7"	N/A	N/A	UBOLT50X7RD

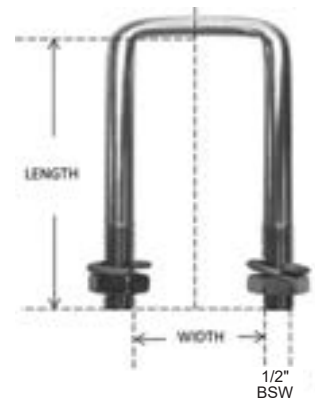
(Supplied with 2 x 1/2" BSW Nuts and spring washers)



Square U-Bolts 1/2"

	Length	40mm	45mm	50mm
Length	4"	N/A	N/A	N/A
	4.5"	UBOLT40X4.5SQ	UBOLT45X4.5SQ	UBOLT50X4.5SQ
	5"	UBOLT40X5SQ	UBOLT45X5SQ	UBOLT50X5SQ
	5.5"	UBOLT40X5.5SQ	UBOLT45X5.5SQ	N/A
	6"	N/A	UBOLT45X6SQ	UBOLT50X6SQ
	6.5"	N/A	UBOLT45X6.5SQ	UBOLT50X6.5SQ
	7"	N/A	N/A	UBOLT50X7SQ

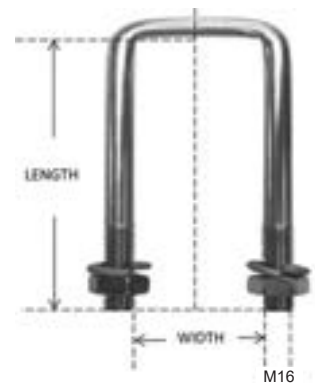
(Supplied with 2 x 1/2" BSW Nuts and spring washers)



Square U-Bolts - Heavy Duty

	Length	45mm	50mm	63mm
Length	4.5"	UBOLT45X4.5SQ58	UBOLT50X4.5SQ58	N/A
	5.5"	UBOLT45X5.5SQ58	UBOLT50X5.5SQ58	N/A
	6"	UBOLT45X6SQ58	UBOLT50X6SQ58	N/A
	6.5"	UBOLT45X6.5SQ58	UBOLT50X6.5SQ58	N/A
	7"	UBOLT45X7SQ58	UBOLT50X7SQ58	UBOLT63X7SQ58
	8"	N/A	N/A	UBOLT63X8SQ58

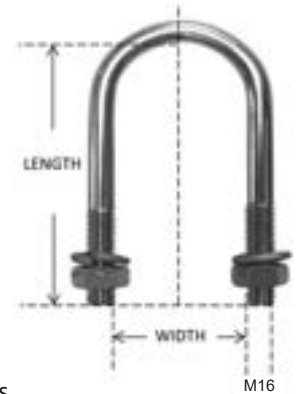
(Supplied with 2 x M16 x 2.0 Nylocs and Flat Washers)



Round U-Bolts - Heavy Duty

	Length	65mm
Length	7"	UBOLT65X7RD58
	8"	UBOLT65X8RD58

(Supplied with 2 x M16 x 2.0 Nylocs and Flat Washers)



Identify U-Bolts For Spring Kit

AXLE + SPRING DEPTH (LEAF THICKNESS X NO. OF LEAVES) + 50mm
 (add 50mm extra to allow for nut to be secure on U-Bolts) = formula will give value in millimetres
 TO CONVERT TO INCHES ÷ 25.4

EXAMPLE

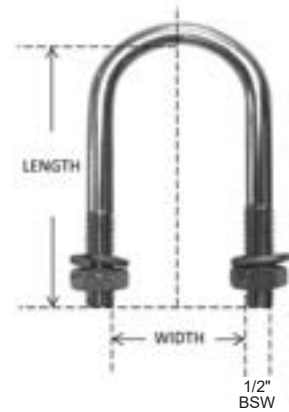
If U-Bolts are required for SPRING: 7mm, 9 leaf. AXLE: square 50mm:
 50 (axle) + 63 (7 x 9) + 50 (extra 50mm) = 163mm ÷ 25.4 = 6.41
 6 1/2" U-bolts required

Spring Kit - U-Bolts Cheat Sheet

Round U-Bolts

When using 8mm Fish Plates & 8mm Axle Pads, (For Slipper, Eye-Eye Shackle, Rocker Roller 3-7 Leaf, Tandem Eye-Eye Rocker Spring Sets)

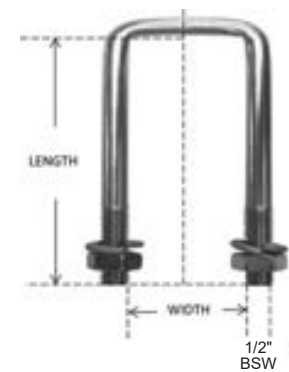
	Leaf	39mm	45mm	50mm
Length 6mm	3	UBOLT39X4RD	UBOLT45X4.5RD	UBOLT50X4.5RD
	4	UBOLT39X4RD	UBOLT45X4.5RD	UBOLT50X4.5RD
	5	UBOLT39X4.5RD	UBOLT45X5RD	UBOLT50X5RD
	6	UBOLT39X5RD	UBOLT45X5RD	UBOLT50X5RD
	7	UBOLT39X5RD	UBOLT45X5RD	UBOLT50X5.5RD
	9	UBOLT39X5.5RD	UBOLT45X6RD	UBOLT50X6RD
8mm	3	UBOLT39X4RD	UBOLT45X4.5RD	UBOLT50X5RD
	4	UBOLT39X5RD	UBOLT45X5RD	UBOLT50X5RD
	5	UBOLT39X5RD	UBOLT45X5RD	UBOLT50X5RD



Square U-Bolts

When using 8mm Fish Plates & 8mm Axle Pads, (For Slipper, Eye-Eye Shackle, Rocker Roller 3-7 Leaf, Tandem Eye-Eye Rocker Spring Sets)

	Leaf	40mm	45mm	50mm
Length 6mm	3	UBOLT40X4.5SQ	UBOLT45X5SQ	UBOLT50X4.5SQ
	4	UBOLT40X4.5SQ	UBOLT45X5SQ	UBOLT50X5SQ
	5	UBOLT40X5SQ	UBOLT45X5SQ	UBOLT50X5SQ
	6	UBOLT40X5SQ	UBOLT45X5SQ	UBOLT50X5SQ
	7	UBOLT40X5SQ	UBOLT45X5SQ	UBOLT50X5.5SQ
	9	UBOLT40X5.5SQ	UBOLT45X6SQ	UBOLT50X6.5SQ
8mm	3	UBOLT40X4.5SQ	UBOLT45X5SQ	UBOLT50X5SQ
	4	UBOLT40X5SQ	UBOLT45X5SQ	UBOLT50X5SQ
	5	UBOLT40X5SQ	UBOLT45X5.5SQ	UBOLT50X6SQ
	6	N/A	UBOLT45X6SQ	N/A



Note: 6-7 leaf Tri-Axle on 50SQ also use Heavy Duty U-bolts.

Square U-Bolts - Heavy Duty

When using 10mm Fish Plates & 10mm Axle Pads (Off Road Eye-Eye & 8-9 Leaf Rocker Roller)

	Leaf	45mm	50mm	63mm
Length 6mm	6	UBOLT45X5.5SQ58	UBOLT50X5.5SQ58	N/A
	7	UBOLT45X6SQ58	UBOLT50X6SQ58	N/A
	8	UBOLT45X6.5SQ58	UBOLT50X6.5SQ58	N/A
	9	UBOLT45X6.5SQ58	UBOLT50X7SQ58	UBOLT63X7SQ58
	10	N/A	N/A	UBOLT63X8SQ58

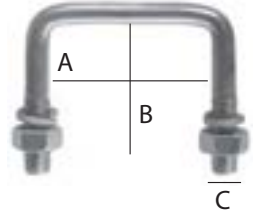


Note: 6-7 leaf Tri-Axle on 50SQ also use Heavy Duty U-Bolts.

Trailer Draw Bar U-Bolts

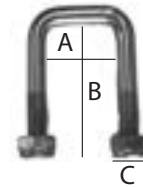
Item Code	A	B	C	Description
UBOLT3X3	73mm	75mm	1/2" BSW	U-Bolt 3" (Zinc Plated) For use with U Bolt swivel bracket. To suit 3" x 2" draw bar
UBOLT4X3	102mm	77mm	1/2" BSW	U-Bolt 4" (Zinc Plated) For use with U Bolt swivel bracket. To suit 4" x 2" draw bar
UBOLT3X4	78mm	102mm	1/2" BSW	U-Bolt 3" (Zinc Plated) For use with U Bolt swivel bracket. To suit 3" x 3" draw bar
UBOLT3X3GALV	78mm	77mm	1/2" BSW	U-Bolt 3" (Galvanised) For use with U Bolt swivel bracket. To suit 3" x 2" draw bar. Nuts/spring washers included
UBOLT4X3GALV	102mm	77mm	1/2" BSW	U-Bolt 4" (Galvanised) For use with U Bolt swivel bracket. To suit 4" x 2" draw bar. Nut/spring washers included
UBOLT3X4GALV	78mm	102mm	1/2" BSW	U-Bolt 3" (Galvanised) For use with U Bolt swivel bracket. To suit 3" x 3" draw bar. Nut/spring washers included
UBOLT-SPRWHL	95mm	N/A	1/2" BSW	U-Bolt - Spare Wheel (Zinc Plated) Designed for fixing spare wheel to draw bar.
UBOLT150X90	150mm	90mm	1/2" BSW	U-Bolt - (Zinc Plated) 150mm x 90mm to suit 6"x3" draw bar

(Supplied with 2 x 1/2" BSW Nuts and spring washers)

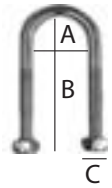


Agricultural U-Bolts

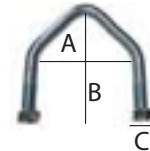
Item Code	A	B	C	Description
PWSEEDUBOLTSQ	45mm	65mm	10mm	U-Bolts for Adjustable Seed Tube Connecting Arms.



Item Code	A	B	C	Description
PWSEEDUBOLT	36mm	60mm	10mm	U-Bolts for Seed Boot Tube Connecting Arms
PWSEEDUBOLT100	36mm	100mm	10mm	100mm U-Bolts for Seed Boot Tube Connecting Arm
PWUBOLT/HARROW	75mm	120mm	16mm	U-Bolts to suit Harrow Arms



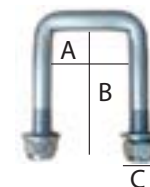
Item Code	A	B	C	Description
PWUBOLT/GANG	135mm	150mm	20mm	Gang Mounting Brackets
PWUBOLT/SHEARER	103mm	160mm	16mm	Diamond Back to suit Shearer



PWBRACKET-SHEARER	Cast Bracket to suit Shearer U-Bolts			
PWBRACKET-SHEARERHD	Fabricated Bracket to suit Shearer HD U-Bolts			

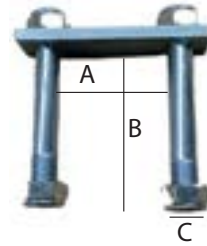


Item Code	A	B	C	Description
PWUBOLT/3X3-HT	78mm	115mm	16mm	High Tensile U-Bolts
PWUBOLT/3X3HD-HT	78mm	120mm	20mm	High Tensile U-Bolts
PWUBOLT/4X4-HT	103mm	145mm	16mm	High Tensile U-Bolts
PWUBOLT/4X4HD-HT	103mm	150mm	20mm	High Tensile U-Bolts
PWUBOLT/4X6HD-HT	103mm	202mm	20mm	High Tensile U-Bolts
PWUBOLT/6X6HD-HT	153mm	202mm	20mm	High Tensile U-Bolts
PWUBOLT/75X75-HT	75mm	115mm	16mm	High Tensile U-Bolts
PWUBOLT/100X100-HT	100mm	145mm	16mm	High Tensile U-Bolts
PWUBOLT/75X75HD-HT	75mm	115mm	16mm	High Tensile U-Bolts
PWUBOLT/100X100HD-HT	100mm	145mm	16mm	High Tensile U-Bolts




Agricultural U-Bolts

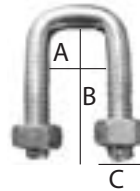
Item Code	A	B	C	Description
PW3SP-16	75mm	75mm	16mm	Shackle plate set to suit 3x3 (75x75) - 16mm
PW4SP-16	100mm	100mm	16mm	Shackle plate set to suit 4x4 (100x100) - 16mm
PW3SP-20	75mm	75mm	20mm	Shackle plate set to suit 3x3 (75x75) - 20mm
PW4SP-20	100mm	100mm	20mm	Shackle plate set to suit 4x4 (100x100) - 20mm
PW3X3X3SP	75mm	185mm	20mm	Shackle plate & bolts to suit 3x3 to 3x3 join - 20mm
PW3X3X4SP	75mm	210mm	20mm	Shackle plate & bolts to suit 3x3 to 4x4 join - 20mm



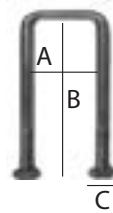
Item Code	A	B	Description
PW3X12SP	20mm	3"	Shackle plate 3" to suit 20mm bolts
PW4X12SP	20mm	4"	Shackle plate 4" to suit 20mm bolts



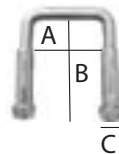
Item Code	A	B	C
PWUBOLT/25X60	25mm	60mm	1/2" BSW



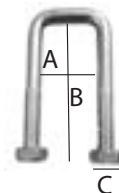
Item Code	A	B	C
PWUBOLT/50x60	50mm	60mm	1/2" BSW
PWUBOLT/50x85	50mm	85mm	1/2" BSW
PWUBOLT/50x125	50mm	125mm	1/2" BSW
PWUBOLT/50x185	50mm	185mm	1/2" BSW



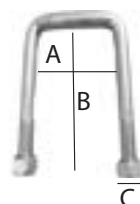
Item Code	A	B	C
PWUBOLT/80x90	80mm	90mm	16mm



Item Code	A	B	C
PWUBOLT/25x100	25mm	100mm	1/2" BSW
PWUBOLT/30x100	30mm	100mm	1/2" BSW
PWUBOLT/40x100	40mm	100mm	1/2" BSW
PWUBOLT/30x60	30mm	60mm	1/2" BSW



Item Code	A	B	C
PWUBOLT/80x105HD	78mm	115mm	20mm
PWUBOLT/80x115	78mm	115mm	16mm
PWUBOLT/105X125HD	103mm	145mm	20mm
PWUBOLT/105x145	103mm	145mm	16mm
PWUBOLT/80X75HD	80mm	100mm	20mm
PWUBOLT/105X100HD	105mm	125mm	20mm



Section 10 Wheels (Non-Road)



Manutec PTY LTD
30 Jonal Drive
CAVAN SA 5094

www.manutec.com.au
Ph. (08) 8260 2277
Fax. (08) 8260 2399

PUW Series

Solid Cushion Polyurethane / Steel Centre - Offset

Item Code	Dimensions D x W x A x B	Bore Type	Tyre Tread	Capacity
PUW250SNROAD	250mm x 75mm x 16mm x 73mm	Nylon Bush	Highway	136kg
PUW250SBKNOBBY	250mm x 75mm x 16mm x 73mm	16mm Bearing	Knobby	136kg

DIMENSIONS
 D = Diameter
 W = Tyre Width
 A = Bore Size
 B = Boss Width



Solid Cushion Polyurethane / Plastic Centre - Offset

Item Code	Dimensions D x W x A x B	Bore Type	Tyre Tread	Capacity
PUW250PBROAD	250mm x 75mm x 16mm x 73mm	16mm Bearing	Highway	136kg
PUW250PNROAD	250mm x 75mm x 16mm x 73mm	Nylon Bush	Highway	136kg
PUW250PBKNOBBY	250mm x 75mm x 16mm x 73mm	16mm Bearing	Knobby	136kg
PUW250PNKNOBBY	250mm x 75mm x 16mm x 73mm	Nylon Bush	Knobby	136kg

DIMENSIONS
 D = Diameter
 W = Tyre Width
 A = Bore Size
 B = Boss Width



Solid Pneumatic / Steel Centre

Item Code	Dimensions D x W x A x B	Bore Type	Tyre Tread	Capacity
PUW340SBROAD	340mm x 83mm x 16mm x 80mm	16mm Bearing	Road	136kg
PUW340SNROAD	340mm x 83mm x 16mm x 80mm	Nylon Bush	Road	136kg
PUW340SBFLAT-25	340mm x 83mm x 25mm x 80mm	25mm Bearing	Road	136kg
PUW340SNROUND	340mm x 83mm x 16mm x 80mm	Nylon Bush	Round	136kg
PUW340SBROUND	340mm x 83mm x 16mm x 80mm	16mm Bearing	Round	136kg
PUW340SBROUND-25	340mm x 83mm x 25mm x 80mm	25mm Bearing	Round	136kg



PNW Series

Pneumatic/Enamel Centre (Sealed Ball Bearing)

Item Code	Dimensions D x W x A x B	Capacity
PNW2504	215mm x 62mm x 19mm x 54mm	100kg
PNW2506	285mm x 65mm x 19mm x 60mm	120kg
PNW410/350X4/2P (2 Ply)	265mm x 80mm x 19mm x 80mm	140kg
PNW410/350X4/2PO (2 Ply Offset)	265mm x 80mm x 19mm x 80mm	140kg

DIMENSIONS

D = Diameter

W = Tyre Width

A = Bore Size

B = Boss Width



SRSW Series

Solid Rubber / Steel Web

Item Code	Dimensions D x W x A x B	Capacity
SRSW1003813	100mm x 38mm x 13mm x 43mm	80kg
SRSW1003816	100mm x 38mm x 16mm x 43mm	80kg
SRSW1003820	100mm x 38mm x 20mm x 43mm	80kg
SRSW1253813	125mm x 38mm x 13mm x 43mm	120kg
SRSW1253816	125mm x 38mm x 16mm x 43mm	120kg
SRSW1253820	125mm x 38mm x 20mm x 43mm	120kg
SRSW1255013	125mm x 50mm x 13mm x 43mm	160kg
SRSW1255016	125mm x 50mm x 16mm x 43mm	160kg
SRSW1255020	125mm x 50mm x 20mm x 43mm	160kg
SRSW1503813	150mm x 38mm x 13mm x 43mm	150kg
SRSW1503816	150mm x 38mm x 16mm x 43mm	150kg
SRSW1503820	150mm x 38mm x 20mm x 43mm	150kg
SRSW1505013	150mm x 50mm x 13mm x 56mm	230kg
SRSW1505016	150mm x 50mm x 16mm x 56mm	230kg
SRSW1505020	150mm x 50mm x 20mm x 56mm	230kg
SRSW1505025	150mm x 50mm x 25mm x 56mm	230kg
SRSW1755013	175mm x 50mm x 13mm x 56mm	120kg
SRSW1755016	175mm x 50mm x 16mm x 56mm	120kg
SRSW1755020	175mm x 50mm x 20mm x 56mm	120kg
SRSW2005016	200mm x 50mm x 16mm x 56mm	400kg
SRSW2005020	200mm x 50mm x 20mm x 56mm	400kg
SRSW2005025	200mm x 50mm x 25mm x 56mm	400kg
SRSW2504816	250mm x 48mm x 16mm x 56mm	300kg
SRSW2504820	250mm x 48mm x 20mm x 56mm	300kg
SRSW2504825	250mm x 48mm x 25mm x 56mm	300kg
SRSW3005020	300mm x 50mm x 20mm x 49mm	350kg
SRSW3005025	300mm x 50mm x 25mm x 49mm	350kg



DIMENSIONS

D = Diameter

W = Tyre Width

A = Bore Size

B = Boss Width

NYW Series

White Nylon Wheels / Plain Bore

Item Code	Dimensions D x W x A x B	Capacity
NYW50	50mm x 21mm x 6.35m x 24mm	45kg
NYW63	63mm x 21mm x 6.35m x 24mm	50kg
NYW75	75mm x 28mm x 12.7m x 40mm	100kg
NYW80	80mm x 32mm x 12.7m x 40mm	200kg
NYW100	100mm x 36mm x 12.7m x 49mm	270kg
NYW125	125mm x 37mm x 15mm x 45mm	300kg



WPC Series

Solid Rubber Tyre / Plastic Centre - Plain Bore

Item Code	Dimensions D x W x A x B	Capacity
WPC80	80mm x 22mm x 8.0mm x 21mm	20kg
WPC158	158mm x 22mm x 12.7mm x 30mm	25kg
WPC175	175mm x 44mm x 12.7mm x 36mm	34kg



CIW Series

Cast Iron Wheels / Plain Bore

Item Code	Dimensions D x W x A x B	Capacity
CIW50	50mm x 20mm x 6.35m x 24mm	60kg
CIW63	63mm x 25mm x 8m x 31mm	70kg
CIW75	75mm x 25mm x 12.7m x 40mm	100kg
CIW100	100mm x 35mm x 12.7m x 49mm	240kg
CIW125	125mm x 40mm x 15mm x 45mm	300kg



Dimensions
 D = Wheel Diameter
 W = Width of Wheel
 A = Bore/Axle Diameter
 B = Boss Width

SRNB Series

Solid Rubber / Nylon Bush

Item Code	Dimensions D x W x A x B	Capacity
SRNB1003813	100mm x 38mm x 13mm x 46mm	50kg
SRNB1003816	100mm x 38mm x 16mm x 46mm	50kg
SRNB1253813	125mm x 38mm x 13mm x 46mm	70kg
SRNB1253816	125mm x 38mm x 16mm x 46mm	70kg
SRNB1255013	125mm x 50mm x 13mm x 46mm	100kg
SRNB1255016	125mm x 50mm x 16mm x 46mm	100kg
SRNB1503813	150mm x 38mm x 13mm x 46mm	105kg
SRNB1503816	150mm x 38mm x 16mm x 46mm	105kg
SRNB1505020	150mm x 50mm x 20mm x 46mm	110kg
SRNB1753813	175mm x 38mm x 13mm x 46mm	75kg
SRNB1753816	175mm x 38mm x 16mm x 46mm	75kg



RSC Series

Rubber Tyre/Steel Centre (Roller Bearing)

Item Code	Dimensions D x W x A x B	Capacity
RSC80	80mm x 25mm x 12.7mm x 38mm	50kg
RSC100	100mm x 28mm x 12.7mm x 38mm	70kg
RSC125	125mm x 37mm x 15mm x 44mm	100kg
RSC150	150mm x 37mm x 15mm x 44mm	100kg
RSC200	200mm x 50mm x 19.05mm x 60mm	200kg
RSC250	250mm x 60mm x 19.05mm x 67mm	290kg



EA Series

Solid Cushion Polyurethane / Aluminium Centre

Item Code	Dimensions D x W x A x B	Capacity
EA075DE	75mm x 32mm x 10mm x 29mm	125kg
EA100DG	100mm x 40mm x 15mm x 40mm	200kg
EA125DG	125mm x 40mm x 15mm x 45mm	250kg



PCW Series

Rubber Tyre/Plastic Centre

Item Code	Dimensions D x W x A x B	Bore Type	Capacity
PCW135RUPB	135mm x 25mm x 6mm x 28mm	6mm Bearing	60kg
PCW135RUPN	135mm x 25mm x 6mm x 28mm	13mm Nylon Bush	60kg
PCW170RUPN	170mm x 35mm x 12mm x 48mm	12mm Nylon Bush - Offset	136kg
PCW200RUPB	200mm x 50mm x 16mm x 63mm	16mm Bearing - Offset	136kg
PCW200RUPN	200mm x 50mm x 16mm x 63mm	16mm Nylon Bush - Offset	136kg
PCW250RUPB	250mm x 45mm x 16mm x 62mm	16mm Bearing - Offset	136kg
PCW250RUPN	250mm x 45mm x 16mm x 62mm	16mm Nylon Bush - Offset	136kg

Dimensions

D = Wheel Diameter

W = Width of Wheel

A = Bore/Axle Diameter

B = Boss Width

Wheels



JW1505013

6"/150mm Solid Rubber Wheel

Bore 13mm, nylon

Unit Weight 0.97kg



JW1505013-SW

6"/150mm Solid Rubber Wheel

Bore 13mm, steel web

Unit Weight 1.36kg



JW2005016-SW

8"/200mm Solid Rubber Wheel

Bore 16mm, steel web

Unit Weight 2.84kg



JW2005516ZC

8"/200mm Rubber Tyre

Roller Bearing 16mm, zinc centre

Unit Weight 2.2kg



JW2005516G

8"/200mm Rubber Tyre

Roller Bearing 16mm, Galv centre

Unit Weight 2.17kg



JWPNEU-STEEL

10" Pneumatic wheel

Bearing 19mm, Red steel centre

Unit Weight 1.7kg



JWPNEU-GALV

10" Pneumatic wheel

Bronze Bushes 19mm, Galv centre

Unit Weight 1.73kg



EM1-WHEEL

10" Pneumatic wheel

Ratchet cog for EM1

Unit Weight 3.43kg



EM2P-WHEEL

10" Pneumatic wheel

For EM2P

Unit Weight 2.1kg



JWPNEU-PLAS

10" Pneumatic wheel

Plain Bore 19mm, Red plastic centre

Unit Weight 1.1kg



JW350X4SR

10" Solid (cushion rubber) wheel

Bronze bushes 19mm, zinc plated centre

Unit Weight 4.7kg



JW350X4SRG

10" Solid (cushion rubber) wheel

Bronze bushes 19mm, Galv centre

Unit Weight 4.95kg



EM1S-WHEEL

10" Solid (cushion rubber) wheel

Ratchet cog for EM1S

Unit Weight 6.76kg



EM2S-WHEEL

10" Solid (cushion rubber) wheel

For EM2S

Unit Weight 5kg



JWHDAL-250

10" Extra Heavy Duty Wheel

For JW7/8 with aluminium centre

Bore Steel tube

Unit Weight 3.69kg

ID 25mm

Section 11 Castors



Manutec PTY LTD
30 Jonal Drive
CAVAN SA 5094

www.manutec.com.au
Ph. (08) 8260 2277
Fax. (08) 8260 2399

PCI Series - Polyurethane Cast Iron

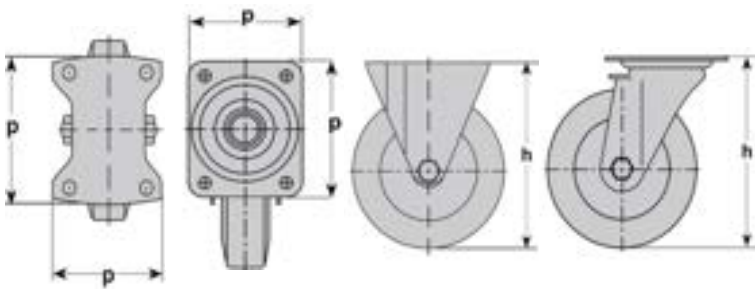
Swivel Plate

Item Code	Wheel Dimensions	Height	Plate Size	Capacity
PCIS150	160mm x 50mm	195mm	135mm x 110mm	450kg
PCIS200	200mm x 50mm	238mm	135mm x 110mm	450kg

Fixed Plate

Item Code	Wheel Dimensions	Height	Plate Size	Capacity
PCIF150	160mm x 50mm	195mm	135mm x 110mm	450kg
PCIF200	200mm x 50mm	238mm	135mm x 110mm	450kg

Dimensions
 D = Wheel Diameter
 W = Width of Wheel



030 Series - Cast Iron

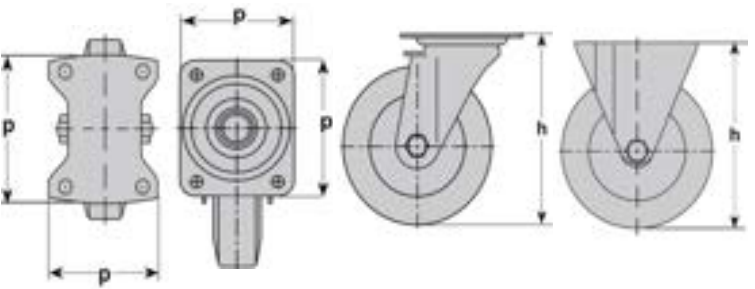
Swivel Plate

Item Code	Wheel Dimensions	Height	Plate Size	Capacity
030CI50	50mm x 20mm	64mm	67mm x 48mm	50kg
030CI63	63mm x 25mm	83mm	97mm x 67mm	70kg
030CI75	75mm x 32mm	95mm	105mm x 80mm	100kg
030CI100	100mm x 38mm	127mm	130mm x 103mm	200kg
030CI125	125mm x 40mm	153mm	142mm x 100mm	265kg

Fixed Plate

Item Code	Wheel Dimensions	Height	Plate Size	Capacity
031CI50	50mm x 20mm	64mm	69mm x 43mm	50kg
031CI63	63mm x 25mm	83mm	109mm x 53.5mm	70kg
031CI75	75mm x 32mm	95mm	102mm x 64mm	100kg
031CI100	100mm x 38mm	127mm	122mm x 77mm	200kg
031CI125	125mm x 40mm	153mm	150mm x 108mm	265kg

Dimensions
 D = Wheel Diameter
 W = Width of Wheel



010 Series - Black Rubber Steel Centre

Swivel Plate

Item Code	Wheel Dimensions	Height	Plate Size	Capacity
010BR80	80mm x 25mm	105mm	105mm x 85mm	50kg
010BR100	100mm x 30mm	128mm	105mm x 85mm	70kg
010BR125	125mm x 37.5mm	156mm	105mm x 85mm	100kg
010BR150	160mm x 40mm	195mm	140mm x 110mm	135kg
010BR200	200mm x 50mm	235mm	140mm x 110mm	205kg

Swivel Plate With Side Brake

Item Code	Wheel Dimensions	Height	Plate Size	Capacity
010BR80B	80mm x 25mm	105mm	105mm x 85mm	50kg
010BR100B	100mm x 30mm	128mm	105mm x 85mm	70kg
010BR125B	125mm x 37.5mm	156mm	105mm x 85mm	100kg

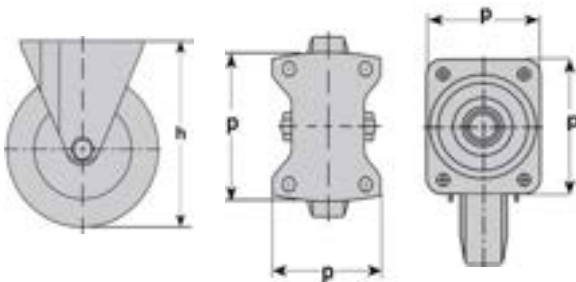
Swivel Plate With Total Brake

Item Code	Wheel Dimensions	Height	Plate Size	Capacity
010BR80TB	80mm x 25mm	105mm	105mm x 85mm	50kg
010BR100TB	100mm x 30mm	128mm	105mm x 85mm	70kg
010BR125TB	125mm x 37.5mm	156mm	105mm x 85mm	100kg
010BR150TB	160mm x 40mm	195mm	140mm x 110mm	135kg
010BR200TB	200mm x 50mm	235mm	140mm x 110mm	205kg

Fixed Plate

Item Code	Wheel Dimensions	Height	Plate Size	Capacity
011BR80	80mm x 25mm	105mm	105mm x 85mm	50kg
011BR100	100mm x 30mm	128mm	105mm x 85mm	70kg
011BR125	125mm x 35mm	156mm	105mm x 85mm	100kg
011BR150	160mm x 40mm	195mm	140mm x 110mm	135kg
011BR200	200mm x 50mm	235mm	140mm x 110mm	205kg

Dimensions
 D = Wheel Diameter
 W = Width of Wheel



010 Series - Nylon Wheel

Swivel Plate

Item Code	Wheel Dimensions	Height	Plate Size	Capacity
010NY80	80mm x 32mm	105mm	105mm x 85mm	110kg
010NY100	100mm x 36mm	128mm	105mm x 85mm	128kg
010NY125	125mm x 37mm	156mm	105mm x 85mm	156kg

Swivel Plate With Side Brake

Item Code	Wheel Dimensions	Height	Plate Size	Capacity
010NY80B	80mm x 32mm	105mm	105mm x 85mm	110kg
010NY100B	100mm x 36mm	128mm	105mm x 85mm	128kg
010NY125B	125mm x 37mm	156mm	105mm x 85mm	156kg

Fixed Plate

Item Code	Wheel Dimensions	Height	Plate Size	Capacity
011NY80B	80mm x 32mm	105mm	105mm x 85mm	110kg
011NY100	100mm x 36mm	128mm	105mm x 85mm	128kg
011NY125	125mm x 37mm	156mm	105mm x 85mm	156kg

Dimensions
 D = Wheel Diameter
 W = Width of Wheel



030 Series - Solid Rubber

Swivel Plate

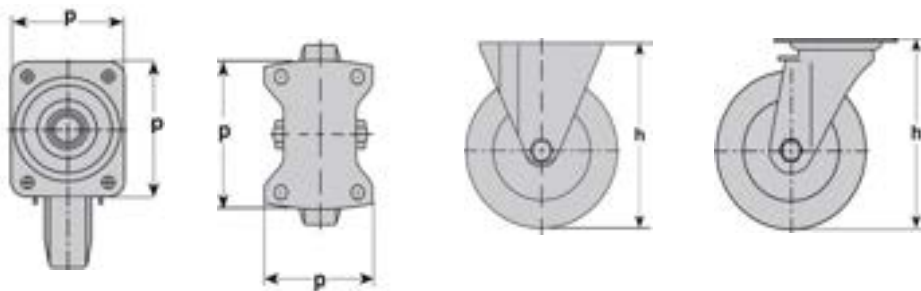
Item Code	Wheel Dimensions	Height	Plate Size	Capacity
030BR50	50mm x 20mm	64mm	65mm x 48mm	40kg
030BR63	63mm x 28mm	83mm	96mm x 67mm	60kg
030BR75	75mm x 32mm	95mm	105mm x 80mm	80kg
030BR100	100mm x 32mm	127mm	130mm x 103mm	85kg
030BR125	125mm x 38mm	158mm	150mm x 108mm	130kg

Swivel Plate With Side Brake

Item Code	Wheel Dimensions	Height	Plate Size	Capacity
030BR50B	50mm x 20mm	64mm	65mm x 48mm	40kg
030BR63B	63mm x 28mm	83mm	96mm x 67mm	60kg
030BR75B	75mm x 32mm	95mm	105mm x 80mm	80kg
030BR100B	100mm x 32mm	127mm	130mm x 103mm	85kg
030BR125B	125mm x 38mm	153mm	142mm x 108mm	130kg

Fixed Plate

Item Code	Wheel Dimensions	Height	Plate Size	Capacity
031BR50	50mm x 22mm	64mm	69mm x 43mm	40kg
031BR63	63mm x 28mm	83mm	109mm x 54mm	60kg
031BR75	75mm x 32mm	95mm	102mm x 64mm	80kg
031BR100	100mm x 32mm	127mm	122mm x 77mm	85kg
031BR125	125mm x 38mm	153mm	150mm x 108mm	130kg



Dimensions

D = Wheel Diameter

W = Width of Wheel



030 Series - Nylon Wheel

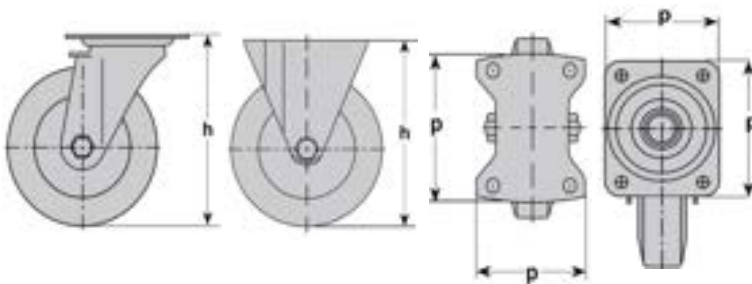
Swivel Plate

Item Code	Wheel Dimensions	Height	Plate Size	Capacity
030NY50	50mm x 21mm	64mm	67mm x 48mm	45kg
030NY63	63mm x 28mm	83mm	96mm x 67mm	70kg
030NY75	75mm x 28mm	95mm	105mm x 80mm	100kg
030NY100	100mm x 36mm	127mm	130mm x 102mm	200kg
030NY125	125mm x 37mm	153mm	142mm x 100mm	265kg

Fixed Plate

Item Code	Wheel Dimensions	Height	Plate Size	Capacity
031NY50	50mm x 22mm	64mm	69mm x 43mm	45kg
031NY63	63mm x 28mm	83mm	109mm x 54mm	70kg
031NY75	75mm x 28mm	95mm	102mm x 64mm	100kg
031NY100	100mm x 35mm	127mm	122mm x 77mm	200kg
031NY125	125mm x 37mm	153mm	150mm x 108mm	265kg

Dimensions
 D = Wheel Diameter
 W = Width of Wheel



Section 12

Miscellaneous Trailer Parts



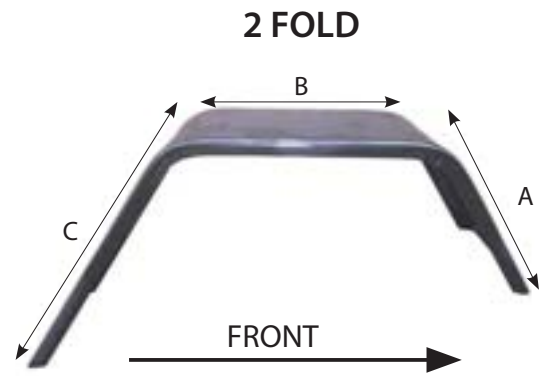
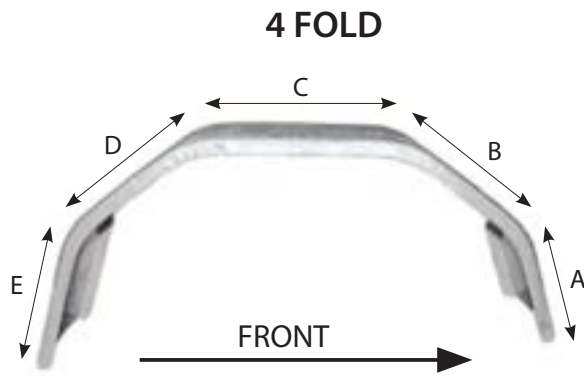
Manutec PTY LTD
30 Jonal Drive
CAVAN SA 5094

www.manutec.com.au
Ph. (08) 8260 2277
Fax. (08) 8260 2399

Mudguards

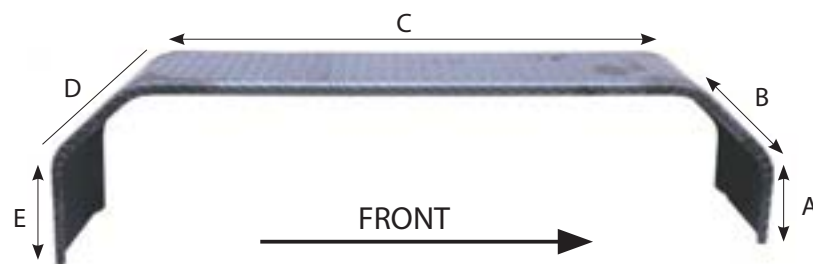
Steel Mudguards - Single Axle

Item Code	Description	Suits	Finish	Width	Length	Height	A	B	C	D	E
MGS8Z	8" Single Axle Mudguard - 4 Fold	10" - 13" Wheels	Smooth - Zinc	200mm	740mm	300mm	270mm	180mm	270mm	180mm	190mm
MGS8G	8" Single Axle Mudguard - 4 Fold	10" - 13" Wheels	Smooth - Galv	200mm	740mm	300mm	270mm	180mm	270mm	180mm	190mm
MGSB200X695	8" Single Axle Mudguard - 4 Fold	10" - 13" Wheels	Smooth - Black	200mm	695mm	310mm	180mm	180mm	250mm	200mm	180mm
MGSZ200X695	8" Single Axle Mudguard - 4 Fold	10" - 13" Wheels	Smooth - Zinc	200mm	695mm	310mm	180mm	180mm	250mm	200mm	180mm
MGSB200X850	8" Single Axle Mudguard - 4 Fold	13" - 14" Wheels	Smooth - Black	200mm	850mm	340mm	150mm	200mm	370mm	190mm	240mm
MGSZ230X850	9" Single Axle Mudguard - 4 Fold	13" - 14" Wheels	Smooth - Galv	230mm	850mm	340mm	150mm	200mm	370mm	190mm	240mm
MGSC255X850	10" Single Axle Mudguard - 4 Fold	13" - 14" Wheels	Checker - Black	255mm	850mm	340mm	150mm	200mm	370mm	190mm	240mm
MGSZ255X850	10" Single Axle Mudguard - 4 Fold	13" - 14" Wheels	Smooth - Galv	255mm	850mm	340mm	150mm	200mm	370mm	190mm	240mm
MGSB255X850	10" Single Axle Mudguard - 4 Fold	13" - 14" Wheels	Smooth - Black	255mm	850mm	340mm <td 150mm	200mm	370mm	190mm	240mm	
MGSC280X980	11" Single Axle Mudguard - 4 Fold	15" - 16" Wheels	Checker - Black	280mm	980mm	490mm	300mm	200mm	390mm	230mm	370mm
MGS10B2F	10" Single Axle Mudguard - 2 Fold	13" - 14" Wheels	Smooth - Black	255mm	880mm	360mm	290mm	370mm	470mm	N/A	N/A
MGS10G2F	10" Single Axle Mudguard - 2 Fold	13" - 14" Wheels	Smooth - Galv	255mm	880mm	360mm	290mm	370mm	470mm	N/A	N/A



Steel Mudguards - Tandem & Tri Axle


Item Code	Description	Suits	Finish	Width	Length	Height	A	B	C	D	E
MGTZ230X1720	9" Tandem Axle Mudguard - 4 Fold	14" - 15" Wheels	Smooth - Zinc	230mm	1720mm	465mm	200mm	260mm	1210mm	260mm	290mm
MGTG230X1720	9" Tandem Axle Mudguard - 4 Fold	14" - 15" Wheels	Smooth - Galv	230mm	1720mm	465mm	200mm	260mm	1210mm	260mm	290mm
MGTC230X1720	9" Tandem Axle Mudguard - 4 Fold	14" - 15" Wheels	Checker - Black	230mm	1720mm	465mm	200mm	260mm	1210mm	260mm	290mm
MGTC230X1560	9" Tandem Axle Mudguard - 4 Fold	14" - 15" Wheels	Checker - Black	230mm	1560mm	465mm	200mm	260mm	1040mm	260mm	290mm
MGTC280X1560	11" Tandem Axle Mudguard - 4 Fold	14" - 15" Wheels	Checker - Black	280mm	1560mm	465mm	200mm	260mm	1040mm	260mm	290mm
MGTB280X1560	11" Tandem Axle Mudguard - 4 Fold	14" - 15" Wheels	Smooth - Black	280mm	1560mm	465mm	200mm	260mm	1040mm	260mm	290mm
MGTC280X1870	11" Tandem Axle Mudguard - 4 Fold	15" - 16" Wheels	Checker - Black	280mm	1870mm	480mm	200mm	260mm	1330mm	260mm	290mm
MGTRC255X2700	10" Tri Axle Mudguard - 4 Fold	15" - 16" Wheels	Checker - Black	255mm	2700mm	475mm	200mm	260mm	2200mm	260mm	290mm



Mudguards

Plastic Mudguards - Single Axle

Item Code	Description	Suits	Finish	Width	A	B	C
MGS13P-W	13" Plastic Mudguard - White	13" Wheels	White	235mm	715mm	950mm	300mm
MGS13P-B	13" Plastic Mudguard - Black	13" Wheels	Black	235mm	715mm	950mm	300mm
MGS13P-S	13" Plastic Mudguard - Silver	13" Wheels	Silver	235mm	715mm	950mm	300mm
MGS14P-W	14" Plastic Mudguard - White	14" Wheels	White	255mm	780mm	1075mm	330mm
MGS14P-B	14" Plastic Mudguard - Black	14" Wheels	Black	255mm	780mm	1075mm	330mm
MGS14P-S	14" Plastic Mudguard - Silver	14" Wheels	Silver	255mm	780mm	1075mm	330mm



Plastic Mudguards - Mudflaps

Item Code	Description	Suits	Finish	Width	Height
MFP-13-W	13" Mudflap - White	13" Plastic Mudguards	White	222mm	246mm
MFP-13-B	13" Mudflap - Black	13" Plastic Mudguards	Black	222mm	246mm
MFP-13-S	13" Mudflap - Silver	13" Plastic Mudguards	Silver	222mm	246mm
MFP-14-W	14" Mudflap - White	14" Plastic Mudguards	White	239mm	266mm
MFP-14-B	14" Mudflap - Black	14" Plastic Mudguards	Black	239mm	266mm
MFP-14-S	14" Mudflap - Silver	14" Plastic Mudguards	Silver	239mm	266mm



Plastic Mudguards - Brackets

Item Code	Description	Suits	Width	Height	Length
PMB	Plastic Mudguard Bracket	Plastic Mudguards	75mm	85mm	230mm



Mudflaps

MATERIAL: Injection Moulded UV Stabilised Flexible PVC

FEATURES: Plastic mud guard flap give adequate reflective surface for the first time, to single wheel flaps.

Item Code	Description	Finish	Width	Height
1009	10x9 Mudflap	White	230mm	250mm
1009B	10x9 Mudflap	Black	230mm	250mm
1112B	11x12 Mudflap	Black	300mm	280mm
1218B	12x18 Mudflap	Black	455mm	310mm



Miscellaneous Trailer Parts



SPRWHLHT

SPARE WHEEL CARRIER
Spare wheel carrier to suit Holden wheel with H.T. Stud (7/16" Stud).

Suits Ubolt	50mm
Unit Weight	2.2kg

Wheel nuts not included



SPRWHLF

SPARE WHEEL CARRIER
Spare Wheel carrier to suit Ford wheel (1/2" Stud). SMP pattern

Suits Ubolt	50mm
Unit Weight	2.2kg

Wheel nuts not included



SPRWHLHC

SPARE WHEEL CARRIER
Spare wheel carrier to suit Holden Commodore (7/16" Stud)

Suits Ubolt	50mm
Unit Weight	2.2kg

Wheel nuts not included



SPRWHLU

UNIVERSAL SPARE WHEEL CARRIER
Spare wheel carrier to suit HT, HQ, Commodore, Ford, Mini, LC5, LC6

Suit draw bar size	75mm x 50mm
	75mm x 75mm
	100mm x 50mm
Unit Weight	2.2kg

Comes with nuts



SPRWHLHT-TM

Spare wheel carrier to suit Holden wheel with H.T. Stud pattern (7/16" Stud). Top Mount. Use with 50mm Ubolt.

Unit Weight	2.2kg
-------------	-------


nuts not included



TLC1049

Wheel Carrier

Material	Steel
Finish	Galvanised
Features	Underbody mount Winch style, Suitable for ute, trailer, and caravan.



DBSP

Two stage folding double step

Finish	Zinc
Unit Weight	10.8kg

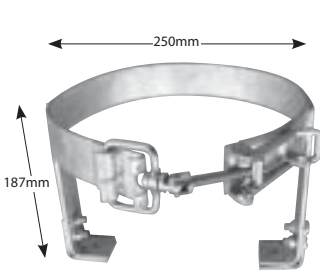


SINGLE STEP

Single Step

SGSP-G	Galv	2.2kg
SGSP	Zinc	2.2kg
SGSP-B	Paint	2.2kg

Gas Bottle Holder



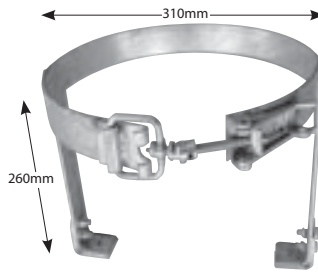
ADJGBHD-S

Adjustable Gas Bottle Holder

To suit 4.0kg gas bottles. With zinc plated mount brackets for weld-on. Galv holder bolted to brackets for easy replacement. Fully adjustable and lockable

Unit Weight 1.86kg

Finish Galv



ADJGBHD-L

Adjustable Gas Bottle Holder

To suit 9.0kg gas bottles. With zinc plated mount brackets for weld-on. Galv holder bolted to brackets for easy replacement. Fully adjustable and lockable

Unit Weight 2.36kg

Finish Galv



AGBHD-S-RI

AGBHD-L-RI

Rubber Insert

To Suit small or large adjustable gas bottle holder (AGJGBHD-S & AGJGBHD-L)

Unit Weight 0.10 kg



ADJGBHD-S-FL

Gas Bottle Holder Front load

To suit 4.0kg gas bottles. With zinc plated mount brackets for weld-on. Galvanised holder bolted to brackets for easy replacement. Fully adjustable and lockable.

Unit Weight 1.86kg



ADJGBHD-L-FL

Gas Bottle Holder Front load

To suit 9.0kg gas bottles. With zinc plated mount brackets for weld-on. Galvanised holder bolted to brackets for easy replacement. Fully adjustable and lockable.

Unit Weight 2.36kg



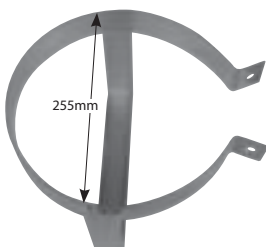
AGBHD-S-RI

AGBHD-L-RI

Rubber Insert

To Suit large front load adjustable gas bottle holder (AGJGBHD-L-FL & V2)

Unit Weight 0.10 kg



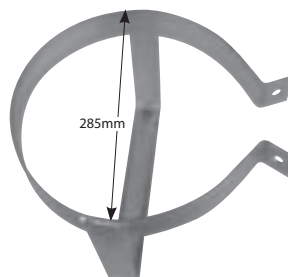
GBHD-S

Gas Bottle Holder small size.

To suit 4.0-4.5kg gas bottle, zinc plated, weld-on type.

Unit Weight 1.86kg

Overall Height 180mm



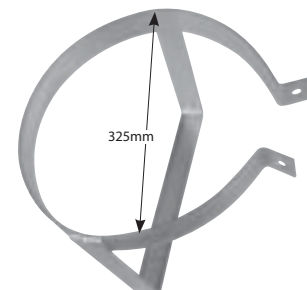
GBHD-M

Gas Bottle Holder medium size.

To suit 5kg squat gas bottle, zinc plated, weld-on type.

Unit Weight 1.47kg

Overall Height 190mm



GBHD-L

Gas Bottle Holder large size.

To suit 9kg gas bottle, zinc plated, weld-on type.

Unit Weight 1.6kg

Overall Height 238mm

Gas Bottle Holder



AGBHDK-AFRAME

Large Adjustable Gas Bottle Holder A Frame Kit

Consists of 1 x Left Gas Bottle Holder
1 x Right Gas Bottle Holder and T 650mm Joinder

Unit Weight	6.2kg
Finish	Hammertone



AGBHDK-INLINE

Large Adjustable Gas Bottle Holder In-Line Kit (250mm Joiner)

Consists of 1 x Left Gas Bottle Holder
1 x Right Gas Bottle Holder and T 250mm Joiner

Unit Weight	6.2kg
Finish	Hammertone




AGBHDK-INLINE-450

Large Adjustable Gas Bottle Holder In-Line Kit (450mm Joiner)

Consists of 1 x Left Gas Bottle Holder
1 x Right Gas Bottle Holder and T 450mm Joiner

Unit Weight	6.2kg
Finish	Hammertone




ADJGBHD-L-LA

Adjustable Gas Bottle Holder Front Load - Left Hand - A Frame Type.

Fully adjustable and lockable.

Finish	Hammertone paint with dipped plastic ring
--------	---




ADJGBHD-L-RA

Adjustable Gas Bottle Holder Front Load - Right Hand - A Frame Type.

Fully adjustable and lockable.

Finish	Hammertone paint with dipped plastic ring
--------	---




ADJGBHD-L-LI

Adjustable Gas Bottle Holder Front Load - Left Hand - In Line Type.

Fully adjustable and lockable.

Finish	Hammertone paint with dipped plastic ring
--------	---



ADJGBHD-L-RI

Adjustable Gas Bottle Holder Front Load - Right Hand - In Line Type.

Fully adjustable and lockable.

Finish	Hammertone paint with dipped plastic ring
--------	---




ADJGBHDS-4KG

Adjustable Gas Bottle Holder To suit 4.0kg gas bottles.

Fully adjustable and lockable.

Unit Weight	2.0 kg
Finish	Hammertone paint with dipped plastic ring



ADJGBHDS-L

Adjustable Gas Bottle Holder Left Hand Opening

To suit 4.0kg gas bottles. Fully adjustable and lockable.

Unit Weight	2.0 kg
Finish	Hammertone paint with dipped plastic ring



ADJGBHDS-R

Adjustable Gas Bottle Holder Right Hand Opening

To suit 4.0kg gas bottles. Fully adjustable and lockable.

Unit Weight	2.0 kg
Finish	Hammertone paint with dipped plastic ring



T-JOINERS

Code	Length
GBHD-TJA	650mm
GBHD-TJ1-250mm	250mm
GBHD-TJ1-450mm	450mm

Caravan & Camper Parts



JCHD-SF

Jerry Can Holder - Bolt On
With Side Flange

Finish	Hammertone
Inside Dimensions	360mm (L) x 200mm (W) x 275 mm (H)
Unit Weight	5.75kg



BATBOXSET

Battery Box Set with Lid
Suits batteries up to 380mm wide

Unit Weight	4.5kg
-------------	-------



TWINBATBOXSET

Twin Battery Box Set with Lid
Suits batteries up to 380mm wide
x 2

Unit Weight	7.6kg
-------------	-------



JCHD-NSF

Jerry Can Holder
No Side Flange

Finish	Hammertone
Inside Dimensions	360mm (L) x 200mm (W) x 275 mm (H)
Unit Weight	5.55kg



JCHD-MTSP-FL

Jerry Can Holder Front Load
Weld-on, Metal Strap Type

Finish	Zinc plated
Inside Dimensions	370mm (L) x 180mm (W) x 295 mm (H)
Unit Weight	3kg



JCHD-MTSP

Jerry Can Holder
Weld-on, Metal Strap Type

Finish	Zinc plated
Inside Dimensions	370mm (L) x 180mm (W) x 295 mm (H)
Unit Weight	3kg



FEXTB

Fire Extinguisher
Bracket (Bolt On)

Finish	Galv
Unit Weight	5.2kg

*Fire extinguisher not included



BATTBOX-KNOB

Plastic coated knob
to suit battery box

Unit weight	0.10kg
-------------	--------



ADJGBHD-LATCH

Replacement screw in latch for
adjustable gas bottle holder

Unit Weight	0.5 kg
Finish	Zinc

Galvanised Trailer Cages

Item code	Gate	Side	Height
GTSK6X4-600MM	4'	6'	600mm
GTSK6X4-900MM	4'	6'	900mm
GTSK7X4-900MM	4'	7'	900mm
GTSK7X5-900MM	5'	7'	900mm
GTSK8X5-900MM	5'	8'	900mm
GTSK10X5-600MM	5'	10'	600mm
GTSK10X5-900MM	5'	10'	900mm



Features

1. 40x40 Steel Tube
2. Re-Inforced Hinges
3. Galv Bolt Set Supplied
4. Rubber Pads on Gate
5. Over Centre Clamp Locks
6. Anti-Vibration Pads on Base
7. High Quality Galv Finish
8. Gate Weight Support



Trailer Cages - Spare Parts



CAGECLAMPVN

Cage toggle clamp and screws

Unit weight 0.22kg



GTSPAD

Trailer Cage Gate Rubber Pad

Unit weight 0.10kg



GTSCHPIN

Trailer Gate Drop/Locking Pin

Unit weight 1.00kg



GTSBW2NN

Trailer Side - Bolt/nut/washer set - M12 - Galv

Unit weight 0.22kg



GTSHINGE

Trailer Gate Weld On Hinge

Unit weight 2.00kg

Manutec Carastow Wheels

Manutec's innovative CARASTOWWHEEL is engineered to lower your caravan and facilitate smooth entry into lower carports and other confined spaces for storage. With a diameter of 405mm, these specialised wheels operate by lowering your van's height proportionate to the existing wheel diameter.

To calculate the difference in the height when using the CARASTOWWHEEL, we first need to find the difference in radius between the two wheels.

The radius is half of its diameter: (e.g. A wheel with an overall diameter of 600mm has a radius of 300mm)

Radius1 = 600mm / 2 = 300mm

The radius of the CARASTOWWHEEL (405mm diameter) is:

Radius2 = 405mm / 2 = 202.5mm

The difference in height (or the drop in the centre of the wheel) is:

Drop = Radius1 - Radius2

Drop = 300mm - 202.5mm

Drop = 97.5mm

Therefore, when replacing a 600mm diameter wheel with a 405mm diameter wheel, you will achieve a drop of 97.5m

CARASTOW STOW AWAY WHEEL

IMPORTANT!

- ✦ Fit with flat face of Wheel Nuts against Wheel Centre. →
- ✦ Secure Wheel Nuts with Wheel Brace.
- ✦ NOT SUITABLE FOR ROAD USE or speeds exceeding walking pace.
- ✦ ONLY USE on smooth, flat surfaces.

Wheel Centre

IMPORTANT NOTICE: Manutec's CARASTOWWHEEL is intended for straight-line movement only and is not equipped for turning or pivoting maneuvers. Attempting to turn or pivot your van may result in tire separation from the rim and will void the warranty.



CARASTOWWHEEL5

Caravan Stow-Away Wheel Suits Standard Ford, HT, HQ & Hubs up to 10" hub drum

Pattern	5 stud
Unit Weight	13.35kg
Wheel Diameter	405mm



CARASTOWWHEEL-LC5

Caravan Stow-Away Wheel Suits Standard Landcruiser 5 stud Hubs up to 10" hub drum

Pattern	5 stud
Unit Weight	13.35kg
Wheel Diameter	405mm



CARASTOWWHEEL-LC6

Caravan Stow-Away Wheel Suits Standard Landcruiser 6 stud Hubs up to 10" hub drum

Pattern	6 stud
Unit Weight	13.35kg
Wheel Diameter	405mm



CARA-SPACER-LC5

Wheel spacers allow you to easily add the CARASTOWWHEEL-LC5 to your caravan, providing ample clearance for 12-inch brake drums

Includes	5x M12x1.5 Nuts, 5 Washers & 5x open ended 1/2" UNF Nuts
Suits	6 Stud Landcruiser 5x150 PCD
Material	Aluminium
Width	38mm



CARA-SPACER-LC6

Wheel spacers allow you to easily add the CARASTOWWHEEL-LC6 to your caravan, providing ample clearance for 12-inch brake drums

Includes	6x M12x1.5 Nuts, 6 Washers & 6x open ended 1/2" UNF Nuts.
Suits	6 Stud Landcruiser 6x139.7 PCD
Material	Aluminium
Width	38mm



CARASTOW-TYRE

Caravan Stow-Away Wheel Tyre replacement tyre for CARASTOWWHEEL

Unit Weight	8.4 kg
Wheel Diameter	405mm

IMPORTANT NOTICE: Manutec's wheel spacers are designed exclusively for use with the CARASTOWWHEEL-LC5 & CARASTOWWHEEL-LC6 and should not be utilised for on-road or off-road vehicle applications.

Tipper Kits & Parts

Hydraulic Rams

Item Code	Stage	Stroke	Rating	Finish
UCB75-3-600-CYL	3	600mm	3000kg	Zinc
UCB90-4-800-CYL	4	800mm	4600kg	Zinc
UCB105-5-1040-CYL	5	1040mm	6000kg	Zinc
UCB105-5-1250-CYL	5	1250mm	6000kg	Zinc
UCB105-5-1500-CYL	5	1500mm	6000kg	Zinc
UCB125-6-1480-CYL	6	1480mm	8000kg	Zinc
UCB125-6-1780-CYL	6	1780mm	8000kg	Zinc



Power Unit (With Remote)

Item Code	Volt	Motor	Pump	Tank
5LT-1.1KW-1.6CC	12V	1.1kw	1.6cc	5ltr
8LT-2.2KW-2.5CC	12V	2.2kw	2.5cc	8ltr
12LT-2.2KW-2.5CC	12V	2.2kw	2.5cc	12ltr
16LT-2.2KW-2.5CC	12V	2.2kw	2.5cc	16ltr



Tipper Hoses

Item Code	Length	Connector
HTKHOSE-1650MM	1650mm	9/16"
HTKHOSE-1950MM	1950mm	9/16"
HTKHOSE-2250MM	2250mm	9/16"
HTKHOSE-2550MM	2550mm	9/16"
HTKHOSE-3000MM	3000mm	9/16"



Tipper Hinges

Code: HTKHINGES
Come as a pair
5000kg Rated



Tipper Kits

Item Code	Stage	Stroke	Rating	Finish
UCB-3-600-CYL-KIT	3	600mm	3000kg	Zinc
UCB-4-600-CYL-KIT	4	800mm	4600kg	Zinc
UCB-5-1040-CYL-KIT	5	1040mm	6000kg	Zinc
UCB-5-1250-CYL-KIT	5	1250mm	6000kg	Zinc
UCB-5-1500-CYL-KIT	5	1500mm	6000kg	Zinc
UCB-6-1480-CYL-KIT	6	1480mm	8000kg	Zinc
UCB-6-1780-CYL-KIT	6	1780mm	8000kg	Zinc

* Hoses not included



Plastic End Caps



TI-RECT10050

Insert Rectangle Plastic
100mm x 50mm

Suits: 1.5-4.5mm Wall



TI-RECT7550

Insert Rectangle Plastic
75mm x 50mm

Suits: 1-2.5mm Wall



TI-SQ50

Insert Square Plastic
50mm

Suits: 1-2.5mm Wall



TI-SQ40

Insert Square Plastic
40mm

Suits: 1-3mm Wall



TI-SQ30

Insert Square Plastic
30mm

Suits: 1-2.5mm Wall



TI-SQ25

Insert Square Plastic
25mm

Suits: 1-3mm Wall

Lashing Rings



LR75ZP

Lashing Ring
Recessed Light Duty

Material	Steel
Finish	Zinc Plated
Features	Light duty



LR50ZP

Lashing Ring
Recessed SWL 250kg

This useful steel tie-down is supplied complete with moulded shroud for plant-on fixing to wall or floor.

Material	Steel
Finish	Zinc Plated
Features	SWL 250kg



LR95SL

Lashing Ring
Recessed SWL 500kg

W/O Drain Hole - Spring Loaded
Overall size - 105mm x 105mm
with 85mm hole centres

Material	Steel
Finish	Zinc Plated
Features	SWL 500kg



LR115D

Lashing Ring
Recessed SWL 1850kg
With Drain Hole

Material	Steel
Finish	Zinc Plated
Features	SWL 1850kg



TH6

6 Tonne Tiger Hook

The tiger hook sits flush with the deck when not in use. Simply push down on the activating plate to raise the hook for use.

Dimensions	103mm x 120mm Eye
Diameter	40mm

Over Centre Fasteners



OF71LZP

Over Centre Fasteners
71 Series

Material	Cold Rolled Steel
Finish	Zinc Plated
Features	Padlockable
Unit Weight	41g



OF72LZP

Over Centre Fasteners
72 Series

Material	Cold Rolled Steel
Finish	Zinc Plated
Features	Padlockable
Unit Weight	80g



OF73LZP

Over Centre Fasteners
73 Series

Material	Cold Rolled Steel
Finish	Zinc Plated
Features	Padlockable
Unit Weight	200g



OF5258ZP

Tray Body Over Centre
Fastener with Hook

Material	Steel
Finish	Zinc Plated
Features	SWL 1850kg
Unit Weight	480g



OF0057ZP

Weld On Over Centre
Fastener

Material	Steel
Finish	Zinc Plated
Unit Weight	774g

Spring Bolts



SB13ZP

Spring Bolt 13mm Dia
Bolt

Material	Steel
Finish	Zinc Plated
Features	Pin Retaining
Unit Weight	360g



SB13ZP-XL

Spring Bolt 13mm Dia
Bolt

Material	Mild Steel
Finish	Zinc Plated
Features	Base Retaining



SB13ZP-L

Spring Bolt Padlockable Ø13

Material	Mild Steel
Finish	Zinc Plated
Features	Suits 8mm padlock Pin retaining



SB16ZPB

Spring Bolt 16mm Dia
Bolt

Material	Steel
Finish	Zinc Plated
Features	Base Retaining
Unit Weight	550g



TGLATCH

TRAILER GATE LATCH
Weld-on spring loaded
trailer gate latch.

Unit weight	0.27kg
-------------	--------

Hinges



WOHMS-100GN-1
Weld-on Hinges Steel with Grease Nipple & Brass Pin

Material	Steel
Finish	Raw
Features	Brass Washer, Brass Pin, Grease Nipple



WOHMS-120GN-1
Weld-on Hinges Steel with Grease Nipple & Brass Pin

Material	Steel
Finish	Raw
Features	Brass Washer, Brass Pin, Grease Nipple



WOHMS-150-1
Weld-on Hinges Steel with Brass Pin

Material	Steel
Finish	Raw
Features	Brass Washer, Brass Pin,



WOHMS-180-1
Weld-on Hinges Steel with Brass Pin

Material	Steel
Finish	Raw
Features	Brass Washer, Brass Pin,



WOHMS-200-1
Weld-on Hinges Steel with Brass Pin

Material	Steel
Finish	Raw
Features	Brass Washer, Brass Pin,



GHWOZP
Weld-On Type

Material	Steel
Finish	Zinc Plated
Features	22mm Barrel 16mm Pin
Unit Weight	554g



BH050140X4ZP
Hinge - Maintenance Free

Material	Steel
Finish	Galvanised
Features	Brass Pin



BH050105X4ZP
Hinge - Maintenance Free

Material	Steel
Finish	Galvanised
Features	Brass Pin



TDH0631ZP
Rear Door Hinge - Offset

Material	Steel
Finish	Zinc Plated
Features	
Unit Weight	200g



TDH0633ZP
Rear Door Hinge - Flat

Material	Steel
Finish	Zinc Plated
Features	
Unit Weight	195g



TDH0505ZP
Heavy Duty Rear Door Hinge - 330mm

Material	Steel
Finish	Zinc Plated
Features	Heavy duty rear door hinge, bolt-on offset butt.



TDH0406ZP
Rear Door Hinge - 215mm

Material	Steel
Finish	Zinc Plated
Features	Side Door Hinge



TDH0069ZP
Rear Door Hinge - 225mm

Material	Cold Rolled Steel
Finish	Zinc Plated
Features	Padlockable
Unit Weight	850g



TDH0331ZP
Small Door Flat Hinges

Material	Steel
Finish	Zinc Plated
Features	For light duty applications, but very robust. Mechanically polished



TGHINGE
TRAILER GATE HINGE
Weld-on removable hinge for trailer gate 13mm x 60mm

Unit weight	0.32kg
-------------	--------



TGHINGE20X100
TRAILER GATE HINGE
Weld-on removable hinge for trailer gate 20mm x 100mm

Unit weight	0.50kg
-------------	--------

Compression Locks & T Handles



CL87BL

Small Compression Lock

Material	Steel
Finish	Black Powder Coat
Features	Grip range 15-30 mm



CL109BL

Large Compression Lock

Material	Steel
Finish	Black Powder Coat
Features	Grip range 15-30 mm



THF100CW

Large T Handles

Material	Steel
Finish	Chrome Plated
Features	Front fixing hole centres = 44.5mm



THR100CW

Large T Handles

Material	Steel
Finish	Chrome Plated
Features	Front fixing hole centres = 38mm



M-TLOCK-SS

Stainless steel t-lock

Unit weight	0.55kg
-------------	--------



TGAGC

ANTI-GRAVITY CATCH
Trailer Gate Anti- Gravity Catch.
Sold as pair (2).

Unit weight	2.80kg
-------------	--------



GHBO-PB1

Grab Handle

Material	Polypropylene
Finish	Black
Features	External-Fix Grab Handle with 'Snap-Shut' Trim Panels Strong, lightweight, attractive.

Whale Tail



DTW140BC

Whale Tail Compression Lock

Material	Cast Steel
Finish	Black and Chrome



DTW140CP

Whale Tail Compression Lock

Material	Cast Steel
Finish	Chrome Plated



DTW140BL

Whale Tail Compression Lock

Material	Cast Steel
Finish	Black Powder Coated



275024-06

Vector Compression T-Handles 3 Way

Material	High impact BKV 133 plastic latching housing With Steel Zinc Plated Handle
Finish	Black Powder Coated
Features	Stainless steel spring loaded padlock eye.

Hardware - Other



TGARC-WO
ANTI-RATTLE CATCH
 Trailer Gate Anti- Rattle Catch.
 Bolt on.
 Unit weight 0.40kg



TGARC-BO
ANTI-RATTLE CATCH
 Trailer Gate Anti- Rattle Catch.
 Bolt on.
 Unit weight 0.40kg



TGARC-BO-50MM
ANTI-RATTLE CATCH
 Trailer Gate Anti- Rattle Catch.
 Bolt on.
 Unit weight 0.42kg



DH59SS
Door Retainer - Stainless Steel
 Material Stainless Steel/Plastic
 Finish Polished
 Features Door retainer set containing hook assembly, catch plate and plastic back plates.
 Unit Weight 102g



M-TCLAMP-S
Small toggle clamp over centre catch zinc plated
 Unit weight 0.22 kg



M-TCLAMP-L
Large toggle clamp over centre catch zinc plated
 Unit weight 0.29kg



MFHB
Flangeless Hub
 A replacement rear 4WD spare wheel carrier is a swing away flangeless hub that includes a bearing kit (no spindle)
 OD 65mm to suit B bearing
 Unit weight 3.00kg



MFHA
Flangeless Hub
 A replacement rear 4WD spare wheel carrier is a swing away flangeless hub that includes a bearing kit (no spindle)
 OD 65mm to suit A bearing
 Unit weight 3.00kg



CML34
Cam Lock Kit
 Suit 34mm Diameter Tube
 Material Steel
 Finish Zinc Plated
 Features Suits 34mm OD Pipe, Cam lock kit comes without tube



CML27ZP-WB
Cam Lock Medium Duty Bolt-on
 Material Steel
 Finish Zinc Plated
 Features Suits 27mm OD Pipe Wide Butt 53mm



RV11W
Rotary Vents
 Material ABS Plastic
 Finish White
 Features ABS, exceptional on transportation vehicles such as trains, buses, RVs, animal transport vehicles, delivery vans and marine vessels etc.



BR-6025B
Bumper Mounting
 60MM X 25MM with 10MM Centre hole
 Material Plastic
 Features Used as machinery mounting feet, Truck bumper bars, Door stops & Industrial applications

Tie Down Points



TGARC-100MM
Trailer Gate Anti-Rattle Catch - 100 MM
 Unit weight 0.25kg



TIEDOWN65X10
Trailer Tie down 65MM X10MM
 Unit weight 0.25kg



TIEDOWN14.5MM
Trailer Tie down 14.5MM
 Unit weight 0.25kg

Tailgate Springs

Item code	Side	A	B	C
MTGS13SL	Left	13mm	520mm	80mm
MTGS13SR	Right	13mm	520mm	80mm
MTGS14SL	Left	14mm	540mm	80mm
MTGS14SR	Right	14mm	540mm	80mm
MTGS16SL	Left	16mm	540mm	80mm
MTGS16SR	Right	16mm	540mm	80mm
MTGS17SL	Left	17mm	540mm	80mm
MTGS17SR	Right	17mm	540mm	80mm
MTGS19SL	Left	19mm	540mm	80mm
MTGS19SR	Right	19mm	540mm	80mm

Load Rating Guide

EL = Estimated Load

W = Weight of tailgate in KG measured at furthest point

L = Length of tailgate (metres)

EL = $W \times L$ eg. Tailgate length = 2.5m

Weight at furthest point = 85kg

EL = 85×2.5

EL = 212.5KG (when using in pairs divide the load by half, ie. 106.25KG). From the table above a left & right would be

selected for this application when using a pair. Note that

the tailgate spring is designed to assist with the lifting/

lowering and not to take the total weight, the ramp or

tailgate must overcome the resistance of the spring so

that it is able to lay stable on the ground once lowered.



Spring Capacities

A	90°	120°
13mm	12kg	17kg
14mm	17kg	30kg
16mm	30kg	50kg
17mm	60kg	75kg
19mm	90kg	105kg

